

# PRK-1U

---



---

EN

## THE DEVICE OF DEVELOPMENT OF CONCENTRATIONS OF ETERNAL LIFE PRK-1U THREE-MODE

Description and methodologies of working with the device



# THE DEVICE OF DEVELOPMENT OF CONCENTRATIONS OF ETERNAL LIFE PRK-1U THREE-MODE

## Description and methodologies of working with the device

### Contents

• Information before using the device .....	3
• Instruction on turning the device on.....	4
• Description of the Device of development of concentrations of eternal life PRK-1U three-mode .....	6
• Information on certificates, patents and trademarks .....	9
• Evidence of operability of PRK-1U .....	10
• Results of using the Device of development of concentrations of eternal life PRK-1U .	10
• Methodologies of working with the Device of development of concentrations of eternal life PRK-1U.....	11
• Justified Price of the Sublicense Agreement for the EP with PRK-1U .....	12
• Form of the Agreement of Agency for the right to organize Sublicense Agreements for the EP with PRK-1U .....	15
• Photocopies of the patent "Method for Prevention of Catastrophes and Device for its Realization" and the patent "Information-Carrying System" .....	18
• Patent "Device of Development of Concentrations of Eternal Life PRK-1U is of Three- modes" .....	20
• Photocopies of trademarks.....	41
• Declaration of Conformity .....	50
• Certificate of the "Idvorsky Laboratories" on Compliance with the accepted standards	51
• The Report to the Certificate in English.....	53
• The Report to the Certificate in Serbian .....	90
• Certificate of the "Vinča Institute" on Compliance with the accepted standards, and the first two pages and two pages at the end of the Report to the Certificate.....	122

---

On the basis, and in accordance with the patent "Method for Prevention of Catastrophes and Device for its Realization", and other of his inventions, where normalization of the controlling impulse is performed, which is generated by a person in the form of an element of his consciousness, in the form of a glow of the thought, Grigori Grabovoi has created the Device of development of concentrations of eternal life PRK-1U three-mode. In this device, the principle of similarity to human body is laid in. It consists in the fact, that the device itself has two switches, but at the same time, three modes are operating. The analogy consists in the fact, that different thoughts are born and realized in the human body, but at the same time, the bodyweight does not increase. The device has functions of artificial intelligence.

- The first mode is universal.
- The second mode is to enhance the stationary phase of reality.
- The third mode is to enhance the dynamic phase of reality (impulse-periodic).

The impulse-periodic mode is enabled by the very circuit of the device without the switch.

---



## Information before using the device

### **The Device of development of concentrations of eternal life PRK-1U three-mode.**

Before using the Device of development of concentrations of eternal life PRK-1U three-mode, read the user's manual for this device and the device description at the web page <https://pr.grigori-grabovoi.world/index.php/technical-devices/prk-1u>

The description at the given web page is available in English, German, French, Italian, Serbian and Russian.

### **Safety and operation:**

Please follow the link <https://pr.grigori-grabovoi.world/index.php/technical-devices/prk-1u>

### **WARNING:**

To avoid electrical short circuits and related consequences, including possible fire of the device element at the point of electrical short circuit, do not expose the device to moisture.

Avoid dropping the device from a great height.

### **Norms:**

The information on standards, certificates, conformity marks, patent protection, trademarks related to the Device of development of concentrations of eternal life PRK-1U three-mode can be found on the device itself, in the documentation provided in the packaging box and on the official website <https://pr.grigori-grabovoi.world>

### **Republic of Serbia and the European Union. Information on recycling:**

A crossed-out garbage container sign on the device and in the documentation indicates that in accordance with local laws and regulations this product should be disposed of separately from household waste.

### **The power adapter meets the requirements:**

"On safety of low-voltage equipment" and "Electromagnetic compatibility of technical equipment."

### **Individual device data:**

The model number and individual serial number of the device are located on the rear panel of the device. Use these numbers if you need to contact the manufacturer whose address and website are available on the rear panel of the device.

### **Materials used and tests:**

Safe materials are used in the device. It has elements and soldering materials that do not contain lead or other harmful substances.

Each component of each part of the device is carefully evaluated for environmental safety.

Every device is tested for at least 24 hours of continuous operation prior to the beginning of operation in each of the three operating modes of the device, which guarantees normal performance of the device.

## Instruction on turning the device on

Plug the device in to the electrical grid.

The device is being turned off when the device button (1) is in the position «downward».

Photo 1: The device is turned off.



In order to turn the device on it is necessary to switch the button (1) to upward position.

While doing so, pay attention to the position of the button (2), since depending on it a certain mode of the device would be turned on. If the button (2) is in the downward position (Photo 2), the device will be turned on in the first mode, if it is in the upward position (Photo 3), the device will be turned on in the third mode.

Photo 2: The first mode is turned on. Button (2) is in the position «downward».



Photo 3: The third mode is turned on. Button (2) is in the position «upward».



If the device was turned on in the third mode (Photo 3), then by switching the button (2) to downward position it is possible to transfer to the first mode of the device operation (Photo 2).

If it is necessary to turn the device on in the second mode, then in order to start it needs to be turned on in the first mode (Photo 2), and then switch the button (2) to upward position (Photo 4).

Photo 4: Turning the second mode on. It is performed from the first mode. Button (2) to the position «upward».



In order to determine the mode of the device operation at the given moment, it is sufficient to take a look at the button of switching the modes (2).

If the button (2) is not glowing, it means that the device is operating in the first mode (Photo 2).

If the button (2) is glowing, the device is operating in the second mode (Photo 4).

If the button (2) is blinking, the device is operating in the third mode. Also, in the third mode, blinking inside the device is visible.

## **Description of the Device of development of concentrations of eternal life PRK-1U three-mode**

Development of concentrations providing for eternal life for all is carried out by the concentration of attention on the receiver of generated bio-signal and in the same time control for achieving result of the concentrations. It is known in psychology that the longer the concentration is carried out, the faster the goal is achieved, and the events are optimized.

The device, in addition to this factor of psychology, according to the law of universal connections has a control of the goal of concentration through superposition of the fields from generation of the bio-signal, electromagnetic fields. Device develops concentrations of constructively creative control.

The device has been created by Grigori Grabovoi on the bases on his two currently effective patented inventions: "Method of prevention of catastrophes and the device for its realization" and "Information transmission system".

In the patent "Information transmission system" has been written that it is known in the theory of wave synthesis that a thought generated emission may exist in two quantum states simultaneously. One of these states is located on the sensor element of the transmitter of the signals and another on the receiver of the signals. This makes it possible to create devices for ensuring eternal life, which interact with thinking. In the patented inventions of Grigori Grabovoi it is written that human operator generates information in the form of the emission of thought. In order to activate the function of the device "PRK - 1U" a person concentrates emission of creative thought on the lenses located on the upper surface of the device.




Thought contains a goal of concentration. The action of concentration for the current and future time is made on the sensor element of the transmitter of signals consisting of lenses. Circular movements of concentrations, starting from lens of smaller diameter are carried out counter-clockwise above the lenses of bigger diameter.



At concentrations related to the events of the past, the circular motion of the thought of concentration has been performed clockwise, starting from the smaller lens to the larger lens. And the ray of concentration in this case hasn't been on the top, as in the case of concentrations for the current and future time, but from the inner optical assembly of the device.

In accordance with the system of transmission of information, described in the patent, second quantum state of thought is projected onto the receiver of signals, which is arranged in the form of the optical apparatus inside the device.



Realization of the method of normalization, during the concentration, described in the patent “Method for Prevention of Catastrophes and Device for its Realization” is carried out by superposition of the fields from generation of the bio-signal, electromagnetic fields. In addition to the factor of psychology according to the law of action of universal connections, a control of the goal of concentration is added.

The device universally operates for development of the following concentrations that provide for eternal life:

Controlling 1:

Development of concentrations of eternal life for any event.

Controlling 2:

Development of concentrations of eternal life for the controlling clairvoyance.

Controlling 3:

Development of concentrations of eternal life for the controlling forecasting.

Controlling 4:

Development of concentrations of eternal life for rejuvenation.

**By developing the concentrations of eternal life, with the help of the device, the realizable technologies need to be mastered with the spiritual development or with the controlling clairvoyance. In order to be able to do the same, including the processes of protection and normalization of health, with concentrations of your consciousness.**

**The Inventor of the PRK-1U device is:**

Grigorii Petrovich Grabovoi

**The Manufacturer of the device:**

Individual Entrepreneur "Grigorii Grabovoi PR KONSALTING TECHNOLOGIES OF ETERNAL DEVELOPMENT", acting on the basis of a Certificate of State Registration of the natural person Grigorii Petrovich Grabovoi as the Individual Entrepreneur, dated September 21, 2015 No. 63983276 issued by the Serbian Business Registers Agency.

## Information on certificates, patents and trademarks

The Device of development of concentrations of eternal life PRK-1U three-mode has undergone the electromagnetic compatibility testing in the National Laboratory "**Idvorsky Laboratories**" (<http://www.idvorsky.com>), in the National Institution "**Institute Mihailo Pupin**" (IMP) (<http://www.pupin.rs/en/home/>), which is subordinate to the Ministry of Science of the Republic of Serbia.

The electromagnetic compatibility testing of the Device of development of concentrations of eternal life PRK-1U three-mode have been undergone in the "Idvorsky Laboratories" in full compliance with the Electromagnetic Compatibility Directive of the European Union. Therefore, the obtained certificate on the normal parameters of the device PRK-1U, issued by the "Idvorsky Laboratories", under the European Union Directives in accordance with the International law, allows to place the CE marking on the device.

The "Idvorsky Laboratories" has been appointed by the Ministry of Economy of Serbia to issue such certificates for sales of devices with characteristics within the framework of the European Union Directives, therefore, there are no restrictions on the use of the devices PRK-1U in the European Union.

The "Idvorsky Laboratories" report in English on the testing of the Device of development of concentrations of eternal life PRK-1U three-mode, with the conclusion that the characteristics of this device meet the standards of the European Union is given on the website, which is written on the rear panel of the device, on the website page:

[https://pr.grigori-grabovoi.world/images/PRK1U/Certificates/EMC\\_Test\\_Report\\_Idvorski\\_Lab\\_en.pdf](https://pr.grigori-grabovoi.world/images/PRK1U/Certificates/EMC_Test_Report_Idvorski_Lab_en.pdf).

The Device of development of concentrations of eternal life PRK-1U three-mode has undergone comprehensive safety testing in the ANL laboratory and has been awarded a certificate from the Institute of Nuclear Sciences "Vinča" (<https://www.vin.bg.ac.rs>). On the first page of the report, there is the CE marking, which relates to the whole device, together with a mains power plug with an adapter. The photograph of the device with the CE marking is on the first page of the report documentation.

The ANL laboratory report in English on the testing of the Device of development of concentrations of eternal life PPK-1U three-mode, with the conclusion that the characteristics of this device meet the standards of the European Union, is available at the website, written on the rear panel of the device, on the website page:

[https://pr.grigori-grabovoi.world/images/PRK1U/Certificates/Test\\_Report\\_AN\\_LAB\\_CO.pdf](https://pr.grigori-grabovoi.world/images/PRK1U/Certificates/Test_Report_AN_LAB_CO.pdf)

Certificates, obtained on the basis of these reports, are given on the website page:

<https://pr.grigori-grabovoi.world/index.php/certificates-of-compliance-prk-1u>

Grigorii Petrovich Grabovoi received the following patent for his invention "Device of development of concentrations of eternal life PRK-1U is of three-modes" from the United States Patent and Trademark Office on November 19, 2024 with a priority date of July 9, 2018. Information about the patent for the invention on the website of the United States Patent and Trademark Office: <https://patentcenter.uspto.gov/applications/16504293>.

The data on the inventions, with patent protection numbers, are written on the device housing:

« Manufactured under invention patents: US 12,144,599 B2; 2148845; 2163419. ».

The device is manufactured under the trademarks GRABOVOI ® and GRIGORI GRABOVOI ®.

## **Evidence of operability of PRK-1U**

On the issue of operability of the Device of development of concentrations PRK-1U, it is reported, that operability of this device of development of concentrations of eternal life is objectively established by the following:

1. Physical-mathematical theory, mathematical calculations, results of experiments, confirmed by numerous doctors of physical-mathematical and technical sciences, who are members of the editorial board of the journal "Electronic Equipment", and the published in the same magazine: <https://licenzija8.wordpress.com/science/>
2. Patents for inventions by Grigori Grabovoi: <https://licenzija8.wordpress.com/patents/>, <https://grigori-grabovoi.tech/patents>
3. Video protocols of testing of the device with good systematic results, that all the registered participants of testing, without exception, 128 participants, have performed: <https://pr.grigori-grabovoi.world/index.php/technical-devices/video-testimonials>
4. Signed protocols of successful testing of the device: <http://pr.grigori-grabovoi.world/index.php/technical-devices/written-testimonials>
5. A period of more than eight years with hundreds of testing and operation of the device without negative results, with numerous positive results: <https://grigori-grabovoi.tech/prk1u-results>

## **Results of using the Device of development of concentrations of eternal life PRK-1U**

A short collection of results of using the Device of development of concentrations of eternal life PRK-1U. Part 1 and part 2 can be downloaded on the links:

<https://pr.grigori-grabovoi.world/index.php/technical-devices/testimonies-prk-1u>  
<http://educenter.grigori-grabovoi.world/course/index.php?categoryid=30>

The results of using the device, translated into different languages, can be read at the link <https://grigori-grabovoi.tech/prk1u-results>



# **Methodologies of working with the Device of development of concentrations of eternal life PRK-1U**

Methods of use consist in: concentration on the goal of controlling 1, 2, 3, 4 is carried out within the time interval from 1 to 3 minutes, and if necessary longer, without the turned on device and when the device is turned on. The results are compared in terms of effect of development of concentrations which provide for eternal life. This effect is used for the development of concentrations on specified directions through repeated use of the device.

## **1. Development of concentrations of eternal life for rejuvenation**

1.1 Concentration can be performed for one's own rejuvenation, and then for rejuvenation of others. If You consider, that You are young, and that You still do not need to rejuvenate, then this concentration should be performed as training. In order that in the future, when You do wish to rejuvenate yourself, You will already know how to do it.

### **Method:**

During this concentration, the desired age can be imagined, and during concentrations, it can be felt up to the level of real perception of oneself in that age.

1.2. Even young people need to practice this concentration, since it is necessary for the future, so that one can get rejuvenated at any time. I.e., we need to start learning since being young. In this concentration, it is necessary to focus attention on the spine. And to imagine numbers 498 by the spinal column. In this manner, it is necessary to get rejuvenated using the glowing of these numbers. I.e., the light from the numbers goes to and into the spine, and through the spine it is necessary to get rejuvenated fully.

1.3. The matter of eternal life generated by the device comes out from the space between the lenses. It is emitted from the space between the lenses. It is necessary to bring out the matter of eternal life into the coccygeal region of spine, so that the matter of eternal life passes up to the brain, and at the same time from the small lens, the other part of the matter has to, through the right and the left eye, join the matter from the coccyx, thus closing the circuit.

1.4. It is necessary to bring out the matter of eternal life from the central space between the lenses, to bring it out straight into the brain. From there - into the bone marrow (of the limbs). And through the bone marrow - into each cell of the body.

## **2. Development of concentrations of eternal life for any event**

1. At first, it is necessary to concentrate on a local region of one's body, for example, for normalizing.

Then, the same concentration can be done for other regions.

Further on, one can concentrate on any event.

2. In this concentration, it is necessary to transfer some element of consciousness into the infinite future, and from this infinite future to see that those events, that you have planned, are realized. For example, you, as if, look at the past, and there, the planned events have been realized, the same here:

- you look from the future to the past, which is the present, but it is the past in relation to the future. Or, the future, that is more distant, it is also - one future element, the other for the following future - is past. Accordingly, it is necessary to look, as if, backwards. And, from the infinite future, it is necessary to look backwards and to see that the intended events have been realized.

### **3. Development of concentrations of eternal life for controlling clairvoyance**

At first, it is necessary to use controlling clairvoyance, looking at, in the current time, the room or the place You have left, or in which You have been a few hours ago.

Then, controlling clairvoyance in relation to any event can be used, and it is preferable, to set the goal of controlling, that You really need to have in realization.

#### **Recommendations:**

During looking at events, in using the concentration for controlling clairvoyance, the events can be at the same time corrected, if necessary. Since the controlling clairvoyance differs from ordinary clairvoyance in the fact, that in using controlling clairvoyance, simultaneously with looking at events, a correction of events, if necessary, is realized for providing for eternal life.

### **4. Development of concentrations of eternal life for controlling forecasting**

In controlling for controlling forecasting, the goal of controlling is also laid in to develop, with help of the device, consciousness and spirit in such measure, that eventually it is possible to manage further on without the device, using only the developed spirit and consciousness.

#### **Method:**

In this concentration, it is necessary to look at one's infinite future, eternal future and to see in this eternal future, for example, in a million years from now, basically, at any point of the infinite future, to see specifically some of one's own events. To see what exactly you are doing there. And while doing so, it is necessary to diagnose, from the current time, one's cellular composition, i.e. body cells, functions of the organism. To diagnose, and make sure that all is normal in that infinite future. It is better to create the norm right off in the current time.

Other methodologies of working with PRK-1U are posted on the Internet on the webpage <http://educenter.grigori-grabovoi.world/course/index.php?categoryid=29>

## **Justified Price of the Sublicense Agreement for the EP with PRK-1U**

Upon the Sublicense Agreement for the object of intellectual property, it is informed: the provided for using intellectual property contains:

- All the materials of the Education Program in different languages on flashcard;
- Assembling of the PRK-1U device with individual optical data;
- Providing for the right to use PRK-1U for 4 years and further on the existing resource or with an update after 4 years under an additional agreement;
- Providing for the right to use web account with the doubling and amplifying device PRK-1U for 4 years;
- Providing for the 4-years access to the Library of the Education Center which contains all the materials of the Education Program, and with constantly uploaded all the new materials by G.P. Grabovoi.

Price of the materials, uploaded on the flashcard, for the price for which they are being successfully sold at Amazon for several years, in internet shops [www.ggrig.com](http://www.ggrig.com), [www.grigiri-grabovoi.center](http://www.grigiri-grabovoi.center), i.e. it is the real market value of the materials of the

Education Program of 10280 euros (information at the time of 2016, now the cost of materials is higher).

Amazon sales reports

<https://drive.google.com/file/d/1tYFMiSVfmsK3zDP1rskYdwUMjgMEWQw/view>

The access to the Library of the Education Center for 4 years is estimated by comparable price. Since by the selling, realized on the website [www.grigori-grabovoi.world](http://www.grigori-grabovoi.world), there are the data, that yearly subscription to the Library of the Education Center costs 2500 euros, therefore the amount of subscription for 4 years is, accordingly, 10000 euros.

Invoices for payment of access to the library and a bank statement indicating that the invoices have been paid  
<https://drive.google.com/file/d/1MTZrQcUI6xAh6NJTXARy48BxEga7Stzf/view>

The assembling of the PRK-1U device with individual optical data, providing for the right to use PRK-1U for 4 years and further on, and also, providing for the right to use web account with the doubling and amplifying PRK-1U device for 4 years, contain the comparable expenses. These expenses contain labour cost of physical-mathematical account, of programming, cost value of delivery, assembling and other works. In total, a comparable price is obtained.

Thus, for the price of the agreement, the package of the much higher value is given, considering also the constant updating of the Library of the Education Center, and the possibility of adding modifications of the device.

In accordance with the expert approach to the evaluation of intellectual property of B.B. Leontiev the following is established:

Any object of intellectual property should be understood as an independent and integrated in the business system of knowledge. Each object of property combines qualities that make it possible to distinguish it not only by type and category, for example, an intellectual property, patent, know-how, technology transfer, regulated by the articles of the civil code, but also to identify it from the legal position and taking into account the amount of benefits received from it. Any qualitative result of intellectual activity in the sphere of public relations becomes an object of intellectual property, which has at least three groups of criteria: technical (or artistic), legal and economic.

Initially, the object of property is characterized by technical quality content, which allows to evaluate it in terms of functional use. These are the basic technical qualities: functional suitability, wear out, resource. The suitability of all the works by Grigori Grabovoi is proved by the results of the works, which are formally documented and given in the three-volume "Practice of Control. The Way of Salvation". There is no wear out of the works by Grigori Grabovoi from the point of view of their repeated reading, since there are numerous evidences that after repeated and many times reading of the works by Grigori Grabovoi, the technologies given in the works are mastered more profoundly, and moreover, the material is understood in new ways. This happens in connection with the ideology and practice of ensuring eternal life for all that is embedded in the texts of the works by Grigori Grabovoi, working with which brings the result of ensuring eternal life without time restriction. This also proves that the works by Grigori Grabovoi have an endless resource.

**Suitability of the Device of development of concentrations PRK-1U is established by the following:**

1. The data, given in the section "Evidence of operability of the device" in this Brochure.
2. The wear out of the Device of development of concentrations PRK-1U in connection with the materials used is insignificant.
3. The resource of the Device of development of concentrations PRK-1U is unlimited in time, since the device develops concentrations based on the current level of development of concentrations during the use of the device.
4. Further, the object of property is characterized by space-temporal criteria in the sphere of law and economics. Economic and legal relations are interdependent and it is not appropriate to consider them separately.

In the sphere of right, the space characteristic is the territory of the action, the temporary one is the term of validity, which determine the parameters of the civil turnover of this object of right. The main legal characteristic of the object of property is the quality of legal protection, from which the potential for qualitative protection follows. The more quality legal protection is provided, the more effective protection of this object of property from dishonest users can be. Protection is laid at the stage of creating the object and is strengthened at the stage of its use. However, it is often necessary to protect from encroachment the most attractive objects of property at the creation stage, but more often still at the stage of use. The space-time mode of security and protection is more urgent the higher the quality of the content of the object of ownership is, that is, the more effective is its technical content, which is always primary. Therefore, highly qualified engineers and scientists should work in contact with highly qualified patent experts, patent attorneys and lawyers, to ensure that the high legal quality of protection, which is assigned to this object, corresponds to high technical quality. The legal envelope of the object of property, expressed by the modes of security and protection of the object, personifies the idea of justice in it. As the facts show, Grigori Grabovoi took into account the above data defending his intellectual property.

The works by Grigori Grabovoi are protected by registration in various structures for copyright registration including the Copyright Registration Office of the Library of Congress of USA: TX 7-324-403 dated 06 February 2008, TXu 1-607-600 of 08 February 2008, TX 7-049-203 of February 12, 2008, TX 6-975-628 of February 13, 2008 (view data on the official site in a network of the Internet: TX0006975628/2008-02-13), TXu 1 — 789-751 of 25 July 2011. The address of the official site, the Copyright office of the Library of Congress containing the registration data <http://www.cocatalog.loc.gov> Address of the Copyright office of the Library of Congress of the United States of America is Library of Congress United States, the Copyright Office, 101 Independence Avenue SE Washington, DC 20559-6000.

## Form of the Agreement of Agency for the right to organize Sublicense Agreements for the EP with PRK-1U

UGOVOR O NALOGU broj _____ Beograd  « _____ » _____ 20____.	AGREEMENT OF AGENCY № _____ Belgrade  « _____ » _____ 20____.
Individualni preduzetnik «Grigorii Grabovoi PR KONSALTING TECHNOLOGIES OF ETERNAL DEVELOPMENT», koji obavlja svoju delatnost na osnovu potvrde o državnoj registraciji fizičkog lica Grigorii Grabovoi kao individualnog preduzetnika od 21. septembra 2015. godine broj 63983276 izdatog od strane Agencije za priredne registre Republike Srbije, u daljem tekstu «Davalac naloga», sa jedne strane, i    u daljem tekstu «Primalac naloga», sa druge strane, zajedno u daljem tekstu Strane, zaključili su ovaj građansko-pravni ugovor kako sledi:	Individual Entrepreneur “Grigorii Grabovoi PR KONSALTING TECHNOLOGIES OF ETERNAL DEVELOPMENT”, acting on the basis of the certificate of state registration of individual Grigorii Grabovoi as an individual entrepreneur of September 21, 2015 No. 63983276, issued by Business Registration Agency of the Republic of Serbia, hereinafter referred to as the “Principal” on the one hand, and    hereinafter referred to as the “Attorney”, on the other hand, collectively referred to as Parties, have concluded this civil Agreement as follows:
<b>1. PREDMET UGOVORA</b>	<b>1. THE SUBJECT OF THE AGREEMENT</b>
1.1. Davalac naloga daje nalog, a Primalac naloga se obavezuje da u ime Davaoca naloga izvrši sledeće:	1.1. The Principal entrusts and the attorney undertakes to perform on behalf of the Principal the following:
1.1.1. Da organizuje plasman i potpisivanje ugovora o podlicenci za korišćenje Obrazovnog Programa po Učenju Grigorija Grabovoja sa uređajem za razvoj koncentracije PRK-1U.	1.1.1. Organize promotion and signing of the sublicense Agreement for the use of the Education Program on the Teachings of Grigori Grabovoi with Device of Development of Concentrations PRK-1U
1.1.2. Da vrši prevođenje, sprovodi testiranje PRK-1U, obavlja konsultacije sa Korisnikom podlicence do ispunjenja uslova ugovora, da organizuje isplate.	1.1.2. Provide translation, testing of PRK-1U, consult the Sub-Licensee until fulfillment of the conditions of the Agreement and arrange payments.
1.1.3. Da pronalazi fizička i pravna lica – potencijalne Korisnike podlicence preko Internet resursa i na druge načine.	1.1.3. Carry out searches for individuals and legal entities - potential Sub-Licensees through Internet resources and in other ways.
1.1.4. Da organizuje potpisivanje sa Davaocem naloga ugovora o podlicenci za korišćenje dela Grigorija Grabovoja za održavanje seminara po njima, njihovog izdavanja, za korišćenje njegovih robnih znakova GRABOVOI® i GRIGORI GRABOVOI®.	1.1.4. Organize the signing of sublicense agreements with the Principal on the use of the works of Grigori Grabovoi for conduction of seminars, publishing, and on the use of his trademarks GRABOVOI® and GRIGORI GRABOVOI®.
1.2. Da redovno i ažurno predaje izveštaje Davaocu naloga o svome tekućem radu i o rezultatima toga rada. Da za realizaciju ugovora o podlicenci snosi solidarnu odgovornost sa Davaocem naloga, koji nastupa kao Davalac podlicence, proporcionalnu isplatom Primaocu naloga.	1.2. Carry out regular and timely reporting to the Principal on the current activities and the results of these activities. Be held responsible, pro rata to the payments to the Attorney, for the implementation of the sublicense agreements jointly with the Principal acting as a Licensee.
<b>2. PRAVA I OBAVEZE STRANA</b>	<b>2. RIGHTS AND OBLIGATIONS OF THE PARTIES</b>
2.1. Davalac naloga zadržava pravo da sklapa ugovore o nalogu sa trećim licima.	2.1. The Principal reserves the right to enter into an agency contract with a third party.
2.2. Primalac naloga ima pravo da realizuje nalog koji mu je dat po ovom ugovoru na teritoriji zemalja	2.2. The Attorney has the right to perform the assignment, given to him under this agreement, on the

Evropske Unije: Belgije, Federativne Republike Nemačke, Italije, Luksemburga, Holandije, Francuske, Velike Britanije, Danske, Irske, Grčke, Portugala, Španije, Austrije, Finske, Švedske, Mađarske, Kipra, Letonije, Latvije, Malte, Poljske, Slovačke, Slovenije, Češke, Estonije, Bugarske, Rumunije, Hrvatske, kao i Srbije, SAD, Južne Amerike, Indije, Japana, Kine i Australije.	territory of the European Union: Belgium, the Federal Republic of Germany, Italy, Luxembourg, the Netherlands, France, Great Britain, Denmark, Ireland, Greece, Portugal, Spain, Austria, Finland, Sweden, Cyprus, Latvia, Lithuania, Malta, Poland, Slovakia, Slovenia, the Czech Republic, Estonia, Bulgaria, Romania and Croatia, as well as Serbia, the USA, South America, India, Japan, China and Australia.
2.3. Davalac naloga je obavezan da ako je to potrebno izda Primaocu naloga ovlašćenje za obavljanje radnji predviđenih tačkom 1.1 ovog ugovora.	2.3. The Principal is obliged to issue, if necessary, the power of attorney for the Attorney to carry out the actions provided for in paragraph 1.1 of this Agreement.
3. CENA USLUGA I NAČIN ISPLATE	3. COST OF SERVICES AND PAYMENT
3.1. Naknada Primaoca naloga iznosi 10% , porez i doprinosi uključeni, prihoda Davaoca naloga od svih ugovora o podlicenci, realizovanih preko Primaoca naloga. Isplata naknade vrši se posle ispunjenja uslova ugovora o podlicenci.	3.1. The Remuneration of the Attorney is 10% , all taxes included, of the income of the Principal, taxes included, for all carried out by the Attorney sublicense agreements. The payment of the remuneration is carried out in the case of fulfillment of the conditions of the sublicense agreement.
4. ROK VAŽENJA UGOVORA I NAČIN NJEGOVOG RASKIDA	4. TERM OF THE AGREEMENT AND ORDER OF ITS CANCELLATION
4.1. Ovaj Ugovor stupa na snagu od momenta njegovog zaključivanja i važi tri godine.	4.1. This Agreement shall enter into force upon its conclusion for the term of three years.
4.2. Ovaj ugovor može biti prevremeno raskinut prema zajedničkom sporazumu Strana, na zahtev jedne od Strana, ukoliko druga Strana suštinski prekrši ovaj ugovor i u drugim slučajevima, predviđenim važećim zakonima.	4.2. This Agreement may be prematurely terminated by mutual agreement of the Parties; at the request of one of the Parties; in case of material breach of this Agreement by the other Party; in other cases, stipulated by the current legislation.
5. ODGOVORNOST STRANA	5. RESPONSIBILITIES OF THE PARTIES
5.1. Pitanja nastala tumačenjem i primenom ovog ugovora koja nisu regulisana ovim ugovorom regulišu se na osnovu važećih zakona.	5.1. Issues arising from the interpretation and application of this Agreement that are not regulated by the Agreement shall be regulated on the basis of existing legislation.
5.2. Prilikom promene podataka, sedišta, bankarskih rekvizita svaka od strana je obavezna da drugu stranu o tome obavesti.	5.2. In case of the data, location, bank details changes, each Party is obliged to report it.
5.3. Bilo kakve izmene ili dopune uz ovaj ugovor smatraju se važećim ako su sačinjene u pismenoj formi i ako su ih potpisali ovlašćeni predstavnici Strana.	5.3. Any changes or additions to this agreement shall be valid if made in writing and signed by the authorized representatives of the Parties.
5.4. Uslovi ovog ugovora i dopunskih sporazuma uz njega predstavljaju poslovnu tajnu.	5.4. The terms of this Agreement and additional agreements are confidential.
5.5. Posle potpisivanja ugovora sva prepiska i svi pregovori i sporazumi gube svoju pravnu snagu, ako u ovom ugovoru nema pozivanja na njih.	5.5. After signing of the Agreement all correspondence and all negotiations and agreements lose their validity if they are not referred to in this Agreement.
5.6. Ugovor je sačinjen u dva primerka od kojih svaki ima jednaku pravnu snagu. Jedan primerak se nalazi kod Davaoca naloga, a drugi kod Primaoca naloga.	5.6. The Agreement is made in two copies, each having equal legal force, one of which Shall be kept by the Principal, the second one by the Attorney.
6. ADRESE, REKVIZITI I POTPISI STRANA	6. ADDRESSES, DETAILS AND SIGNATURES OF THE PARTIES
Davalac naloga:	The Principal:
Individualni preduzetnik Grigorii Grabovoi PR KONSALTING TECHNOLOGIES OF ETERNAL DEVELOPMENT	Individual Entrepreneur Grigorii Grabovoi PR KONSALTING TECHNOLOGIES OF ETERNAL DEVELOPMENT
Adresa:	Address:
11102, Ulica Kneza Mihaila 21A, lok.113, Beograd, Srbija	11102, Ulica Kneza Mihaila 21A, lok.113, Belgrade, Serbia
E-mail: grigorii.grabovoi.pr@gmail.com	E-mail: grigorii.grabovoi.pr@gmail.com
Skype:	Skype:



Rekviziti banke:	Bank details:
Primalac naloga:	The Attorney:
Adresa:	Address:
E-mail:	E-mail:
Skype:	Skype:
Pasoš:	Passport:
Rekviziti banke:	Bank details:
POTPISI STRANA:	SIGNATURES OF THE PARTIES:
Davalac naloga:	The Principal:
_____/Grigorii Grabovoi/	_____/Grigorii Grabovoi/
Primalac naloga:	The Attorney:
_____/_____/	_____/_____/

The PRK-1U device, and the connected to it round-the-clock individual web account for testing and using of the device during 90 minutes, can be used by persons, who are not included in the list of Sublicensees. But, by doing so, it is needed to apply for the participants to the e-mail address [grigorii.grabovoi.pr@gmail.com](mailto:grigorii.grabovoi.pr@gmail.com) (copy of the letter to the e-mail [grigorii.grabovoi.pr2@gmail.com](mailto:grigorii.grabovoi.pr2@gmail.com)), for 3 days prior to the testing.

It is necessary to give the full name of the participant, date of birth and date of conducting the testing.

You can learn about the financial conditions of the longer lasting testing by sending a request to the e-mail [grigorii.grabovoi.pr@gmail.com](mailto:grigorii.grabovoi.pr@gmail.com). Testing up to 8 minutes can be conducted without paying.

The paid for and the free of charge testing and using of the device, can be conducted for the goals of providing for the using of the device by other people, for promoting and concluding Sublicense Agreements for the use of the Education Program with PRK-1U.

**Photocopies of the patent “Method for Prevention of  
Catastrophes and Device for its Realization” and the patent  
“Information-Carrying System”**

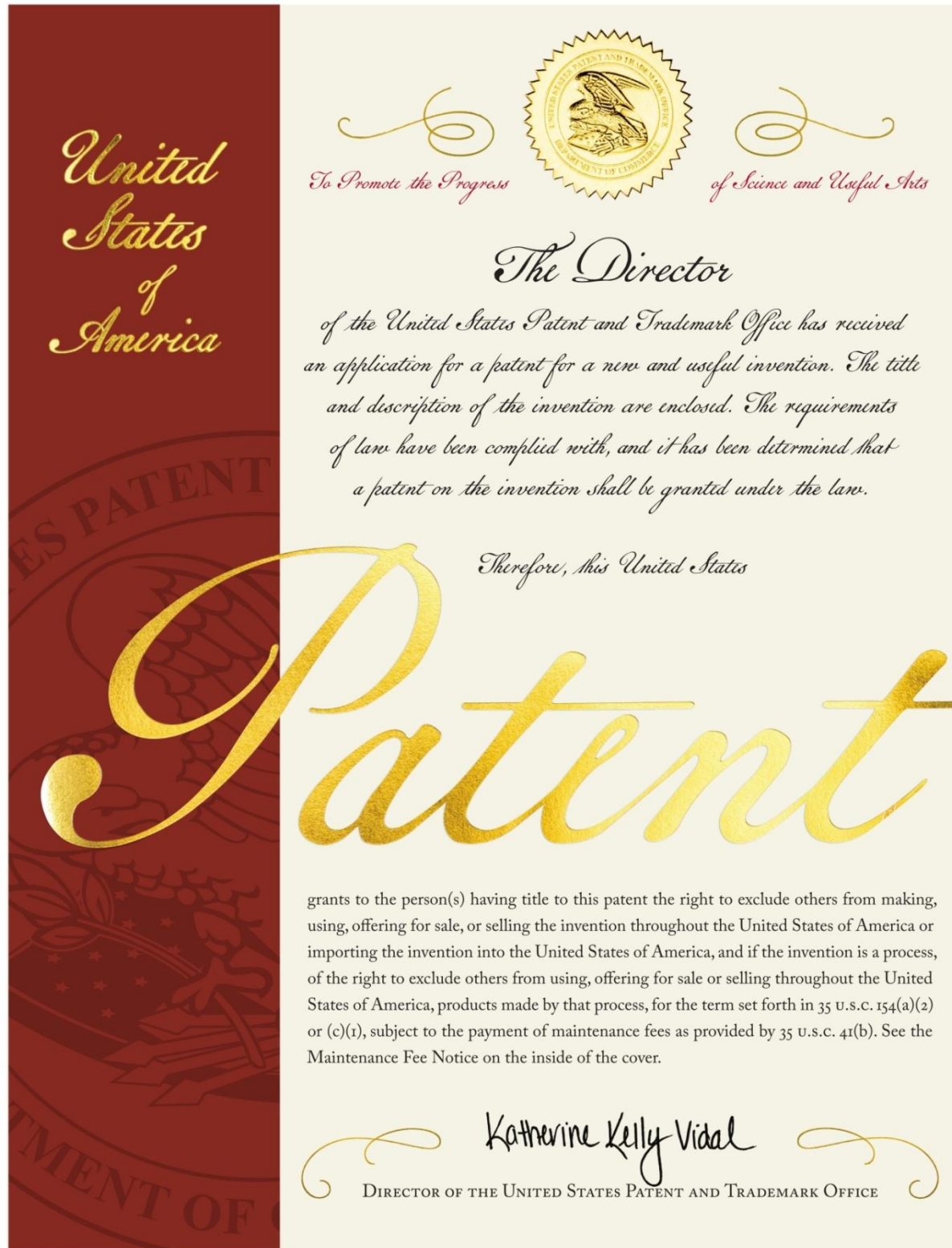






The detailed information on patents with description is posted on the website  
<https://licenzija8.wordpress.com/patents/>

# Patent "Device of Development of Concentrations of Eternal Life PRK-1U is of Three-modes"





## **Maintenance Fee Notice**

If the application for this patent was filed on or after December 12, 1980, maintenance fees are due three years and six months, seven years and six months, and eleven years and six months after the date of this grant, or within a grace period of six months thereafter upon payment of a surcharge as provided by law. The amount, number and timing of the maintenance fees required may be changed by law or regulation. Unless payment of the applicable maintenance fee is received in the United States Patent and Trademark Office on or before the date the fee is due or within a grace period of six months thereafter, the patent will expire as of the end of such grace period.

## **Patent Term Notice**

If the application for this patent was filed on or after June 8, 1995, the term of this patent begins on the date on which this patent issues and ends twenty years from the filing date of the application or, if the application contains a specific reference to an earlier filed application or applications under 35 U.S.C. 120, 121, 365(c), or 386(c), twenty years from the filing date of the earliest such application ("the twenty-year term"), subject to the payment of maintenance fees as provided by 35 U.S.C. 41(b), and any extension as provided by 35 U.S.C. 154(b) or 156 or any disclaimer under 35 U.S.C. 253.

If this application was filed prior to June 8, 1995, the term of this patent begins on the date on which this patent issues and ends on the later of seventeen years from the date of the grant of this patent or the twenty-year term set forth above for patents resulting from applications filed on or after June 8, 1995, subject to the payment of maintenance fees as provided by 35 U.S.C. 41(b) and any extension as provided by 35 U.S.C. 156 or any disclaimer under 35 U.S.C. 253.



US012144599B2

(12) **United States Patent**  
**Grabovoi**

(10) **Patent No.:** **US 12,144,599 B2**  
(45) **Date of Patent:** **Nov. 19, 2024**

(54) **DEVICE OF DEVELOPMENT OF CONCENTRATIONS OF ETERNAL LIFE PRK-1U IS OF THREE-MODES**

(71) Applicant: **Grigorii Petrovich Grabovoi**, Belgrade (RS)

(72) Inventor: **Grigorii Petrovich Grabovoi**, Belgrade (RS)

(\*) Notice: Subject to any disclaimer, the term of this patent is extended or adjusted under 35 U.S.C. 154(b) by 718 days.

(21) Appl. No.: **16/504,293**

(22) Filed: **Jul. 7, 2019**

(65) **Prior Publication Data**  
US 2020/0008700 A1 Jan. 9, 2020

**Related U.S. Application Data**  
(60) Provisional application No. 62/695,756, filed on Jul. 9, 2018.

(51) **Int. Cl.**  
**A61B 5/05** (2021.01)  
**A61B 5/00** (2006.01)  
**A61M 21/00** (2006.01)  
**G09B 19/00** (2006.01)

(52) **U.S. Cl.**  
CPC ..... **A61B 5/05** (2013.01); **A61B 5/0059** (2013.01); **G09B 19/00** (2013.01); **A61M 21/00** (2013.01)

(58) **Field of Classification Search**

CPC ... A61B 5/05-055; A61B 5/168; A61B 5/486; A61B 5/4064; A61B 5/4854; A61B 5/242; A61M 21/00-02; A61M 2205/3303-3306; A61M 2205/583; A61M 2230/00

See application file for complete search history.

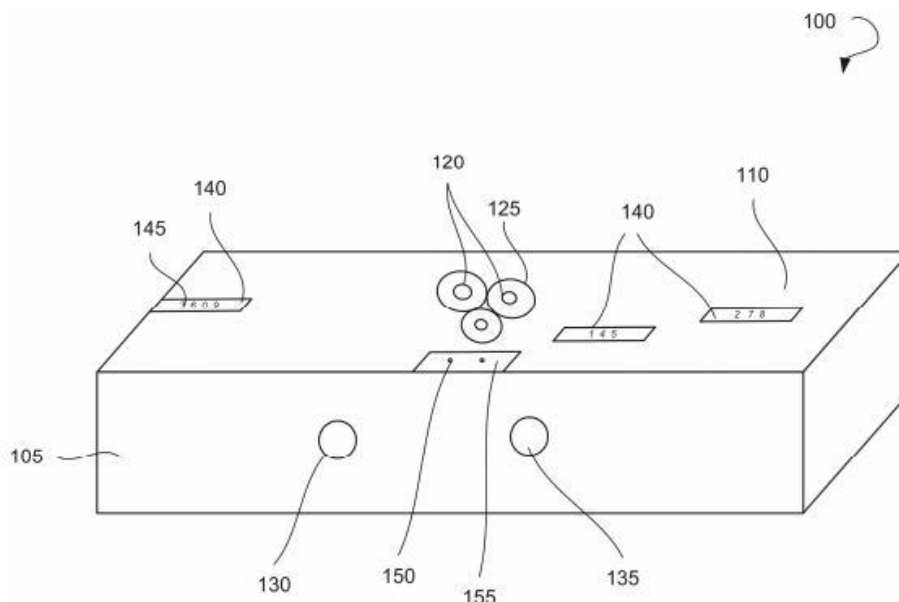
*Primary Examiner* — Thaddeus B Cox

(74) *Attorney, Agent, or Firm* — Georgiy L. Khayet

(57) **ABSTRACT**

Devices and methods for development of concentration are described herein. A three-mode device for development of concentration may include an optical sensing unit. The optical sensing unit may include a plurality of sensitive elements configured to sense a signal provided by a user. The signal may be associated with a plurality of electromagnetic fields. The plurality of sensitive elements may be configured to impose the plurality of electromagnetic fields onto each other to obtain an outgoing signal. The device may further include an optical emitting unit configured to emit the outgoing signal and one or more lenses for focusing concentration of the user. The one or more lenses may be associated with the optical sensing unit. The device may further include two switches for switching between a plurality of operation modes and a lighting unit to indicate each of the plurality of operation modes by emitting a predetermined light signal.

**15 Claims, 10 Drawing Sheets**



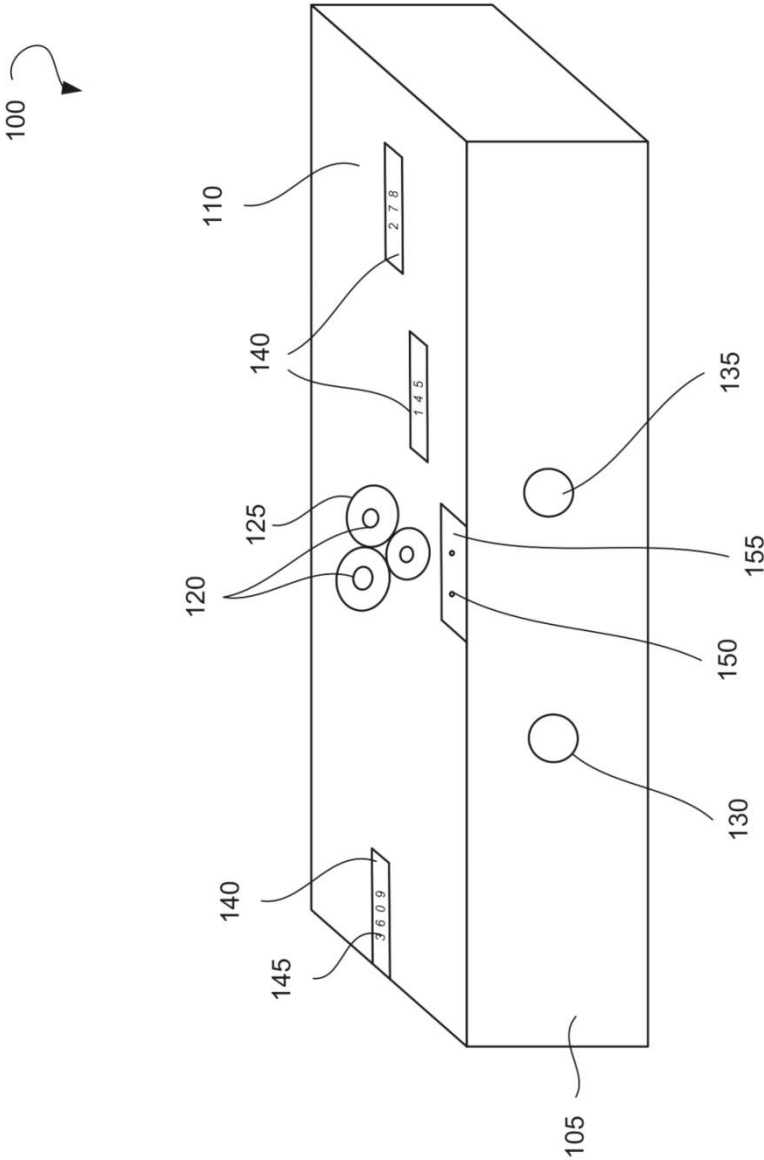


FIG. 1

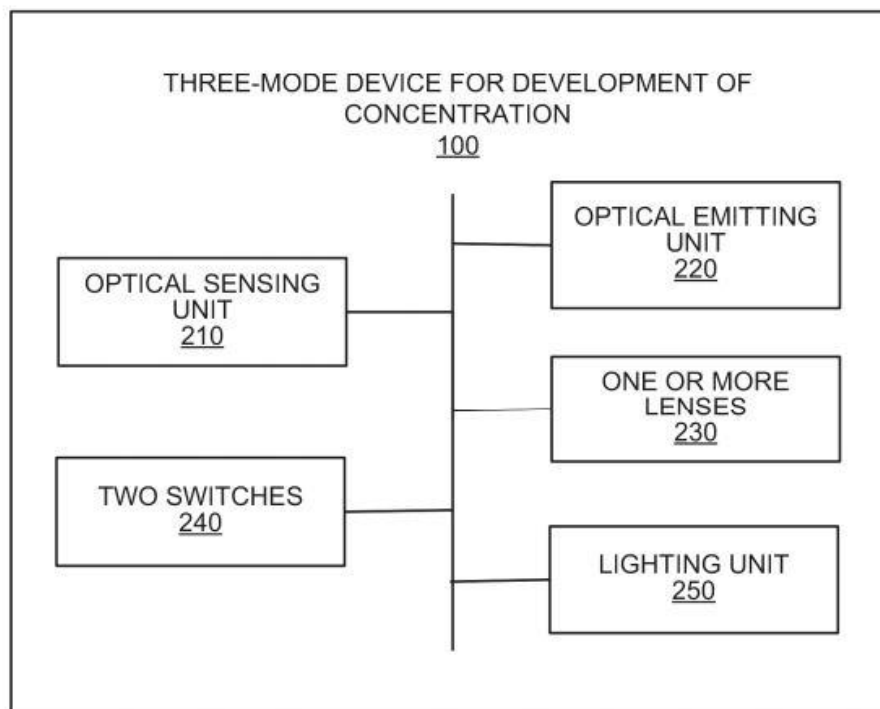
200  


FIG. 2

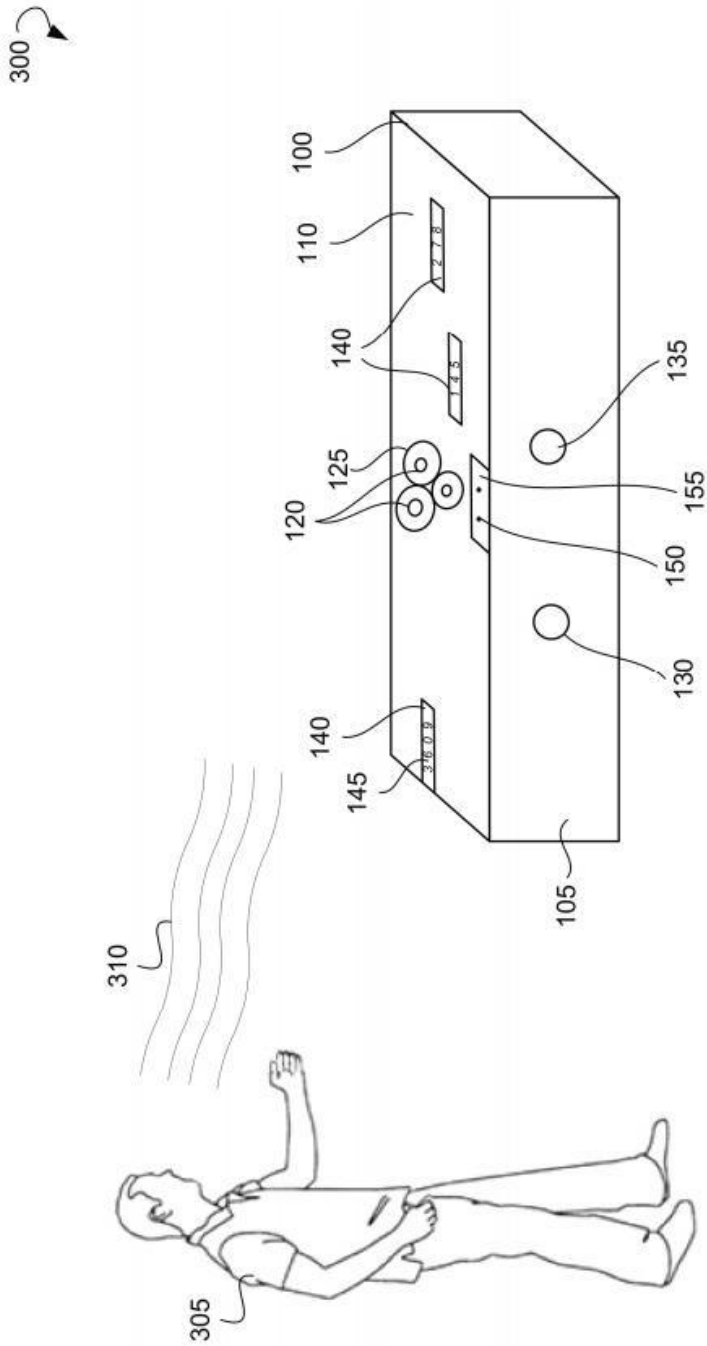


FIG. 3

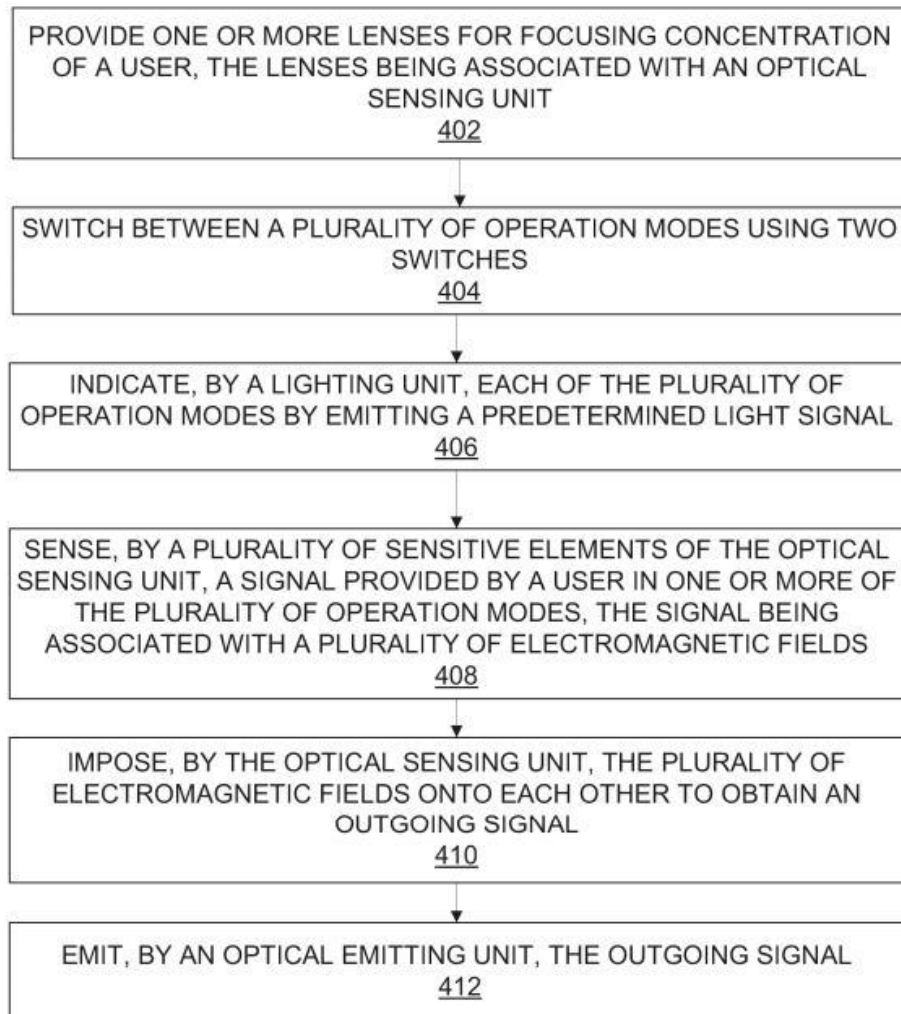
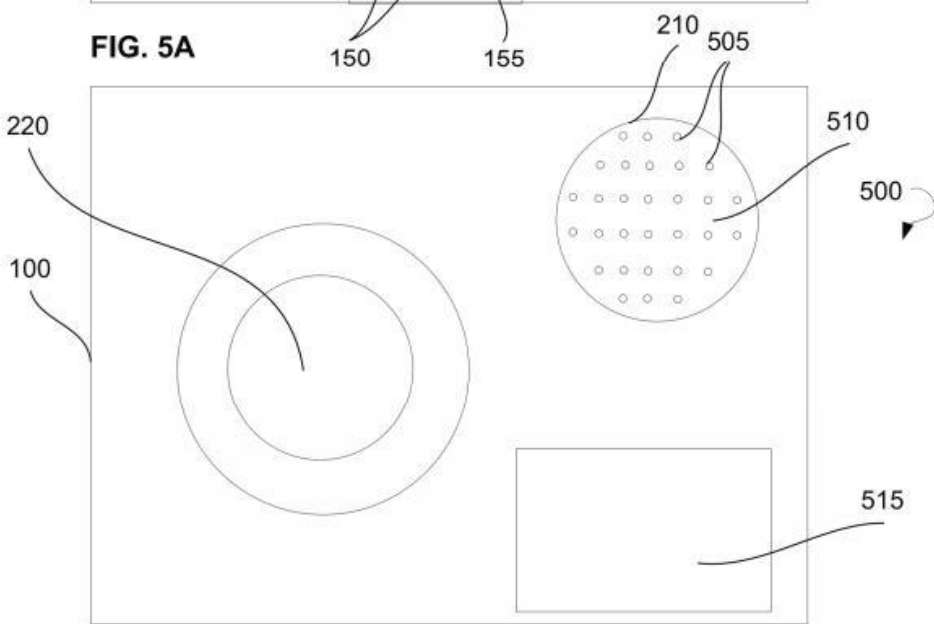
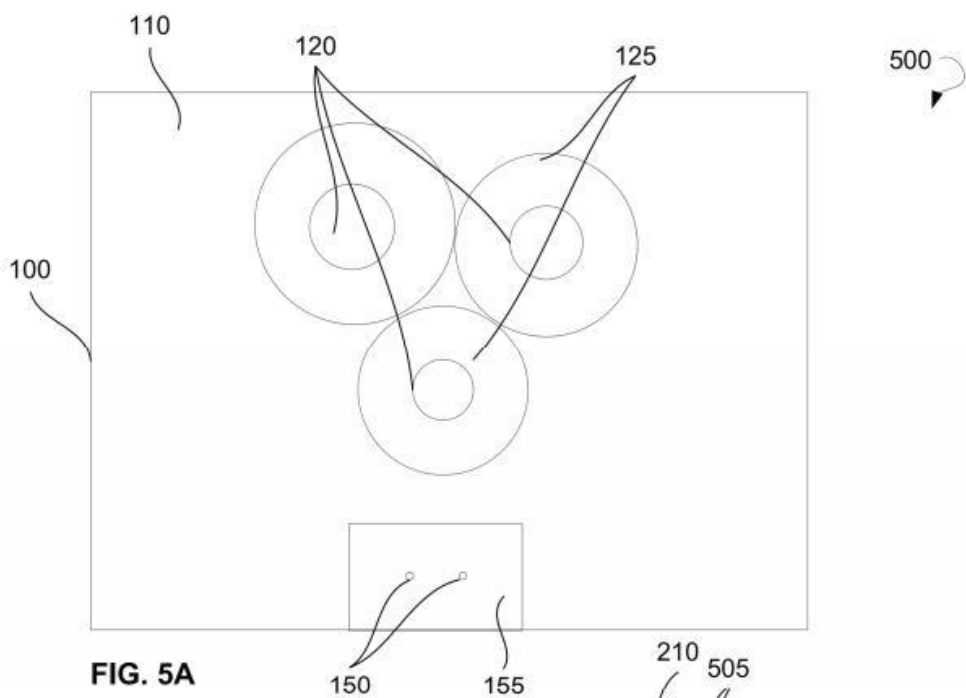
400  


FIG. 4





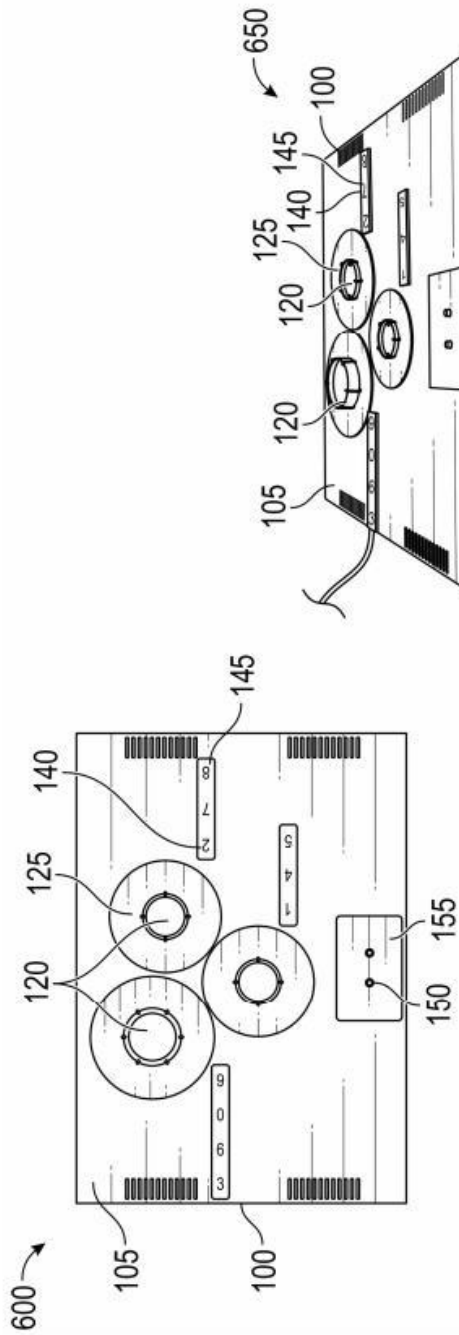


FIG. 6A

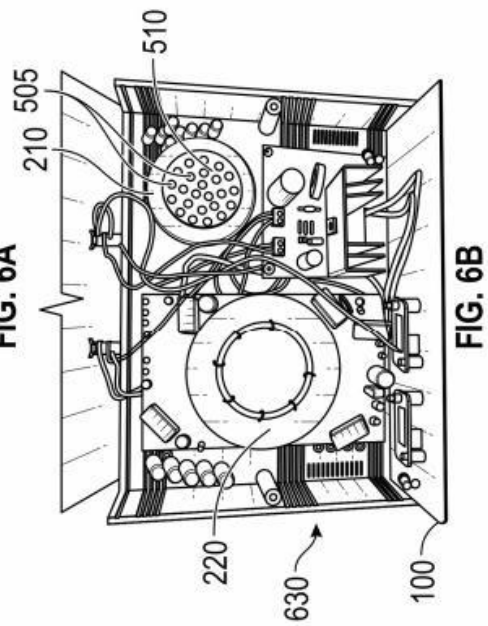


FIG. 6B

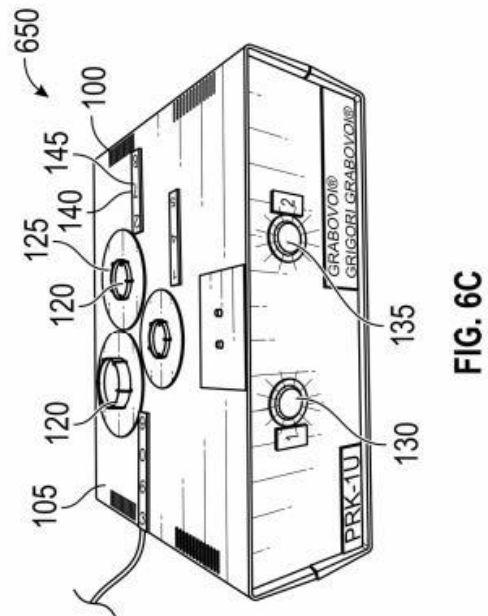


FIG. 6C

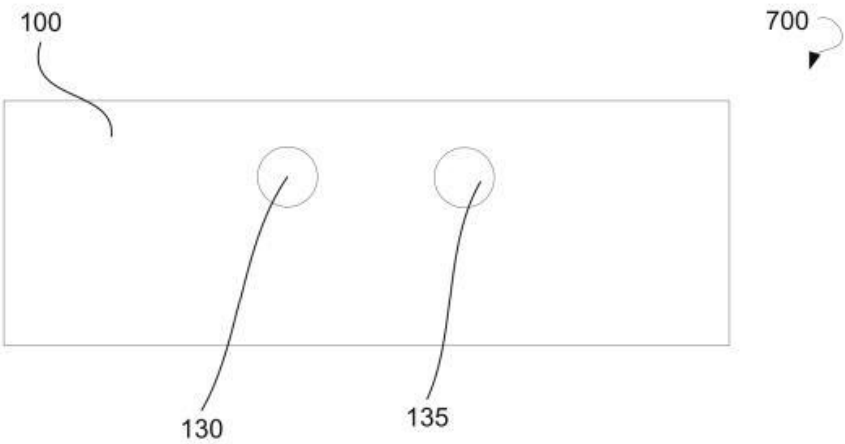


FIG. 7A

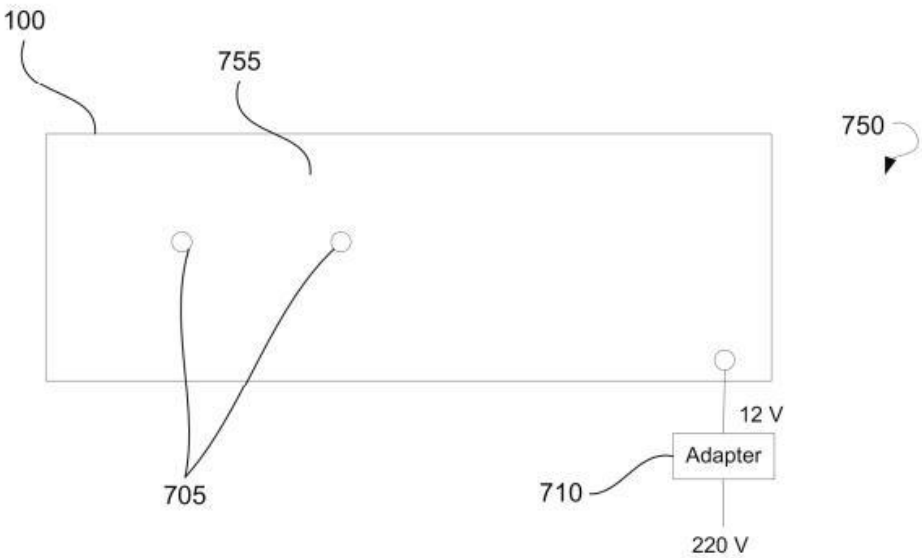


FIG. 7B

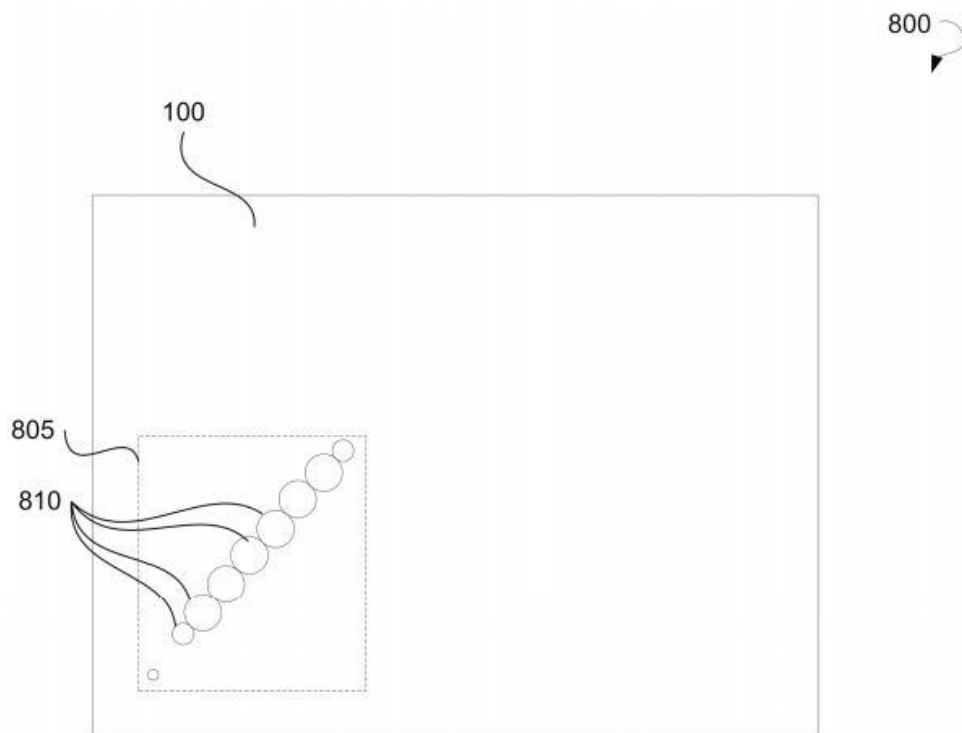


FIG. 8



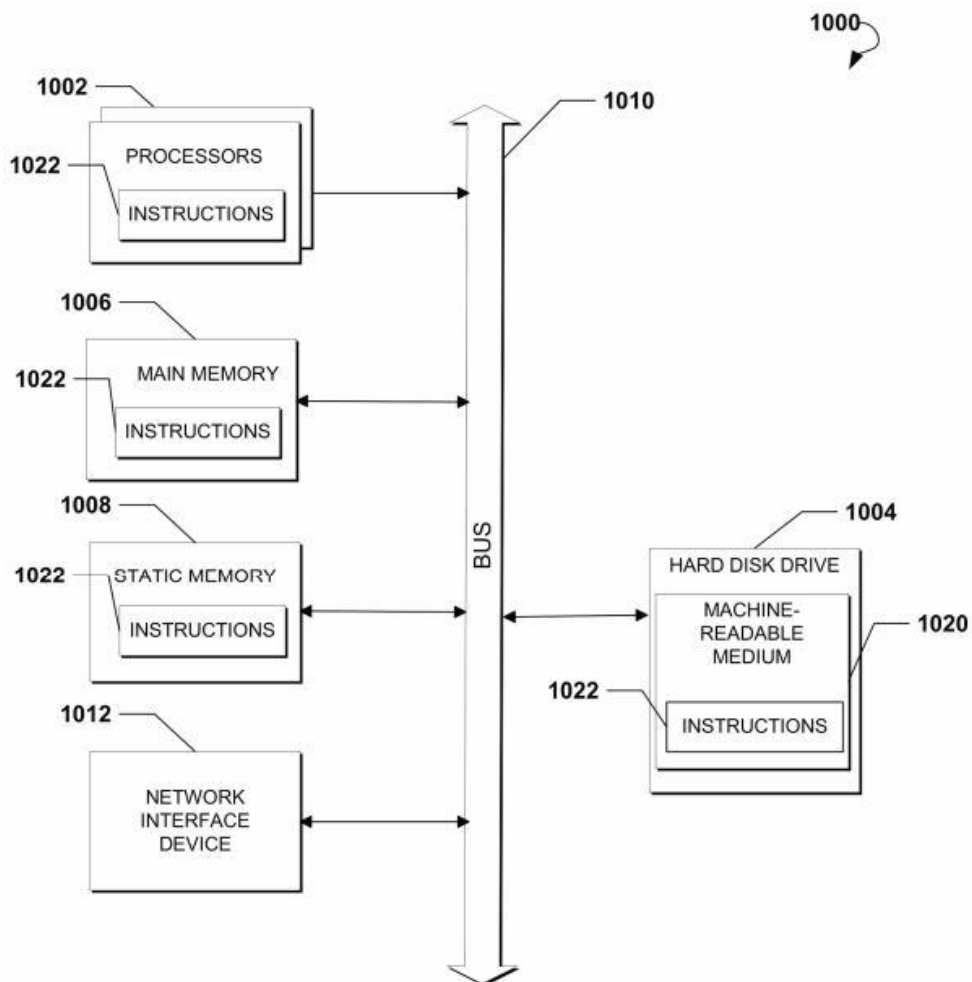


FIG. 10



1

# DEVICE OF DEVELOPMENT OF CONCENTRATIONS OF ETERNAL LIFE PRK-1U IS OF THREE-MODES

## CROSS-REFERENCE TO RELATED APPLICATIONS

This application claims priority of U.S. Provisional Patent Application No. 62/695,756 filed on Jul. 9, 2018, entitled "DEVICE OF DEVELOPMENT OF CONCENTRATIONS OF ETERNAL LIFE PRK-1U IS OF THREE-MODES," which is incorporated herein by reference in its entirety.

## TECHNICAL FIELD

The present disclosure relates generally to optical devices and, more specifically, to a device for developing concentration.

## BACKGROUND

The approaches described in this section could be pursued but are not necessarily approaches that have previously been conceived or pursued. Therefore, unless otherwise indicated, it should not be assumed that any of the approaches described in this section qualify as prior art merely by virtue of their inclusion in this section.

The variety of devices for sensing and/or determining physical and physiological parameters of a human body increases rapidly. However, the list of vital signs that may be sensed by such devices is mostly limited to a heart rate, blood pressure, blood oxygen level, blood sugar level, body temperature, and some other parameters. Meanwhile, it is generally known that cells of a human body, e.g., neurons, produce electrical activity. In particular, nerve impulses generated by neurons are electrical signals that create electromagnetic fields of the human body. Furthermore, some fluids of the human body are known to act as electrolytes and the flow of such fluids may generate fluctuating electromagnetic fields in the human body. However, conventional electromagnetic sensors are not intended for detecting the electromagnetic fields of the human body and are unable to transform electromagnetic signals emitted by the human body.

## SUMMARY

This summary is provided to introduce a selection of concepts in a simplified form that are further described below in the Detailed Description. This summary is not intended to identify key features or essential features of the claimed subject matter, nor is it intended to be used as an aid in determining the scope of the claimed subject matter.

Provided are devices and methods for development of concentration. In some example embodiments, a three-mode device for development of concentration may include an optical sensing unit. The optical sensing unit may include a plurality of sensitive elements. The plurality of sensitive elements may be configured to sense, in one or more of a plurality of operation modes, a signal provided by a user. The signal may be associated with a plurality of electromagnetic fields. The plurality of sensitive elements may be configured to impose, based on the signal, the plurality of electromagnetic fields onto each other to obtain an outgoing signal. The three-mode device for development of concentration may further include an optical emitting unit configured to emit the outgoing signal and one or more lenses for

2

focusing concentration of the user. The one or more lenses may be associated with the optical sensing unit. The three-mode device for development of concentration may further include two switches for switching between the plurality of operation modes and a lighting unit to indicate each of the plurality of operation modes by emitting a predetermined light signal.

A method for development of concentration may commence with providing one or more lenses for focusing the concentration of a user. The one or more lenses may be associated with an optical sensing unit. The method may further include switching between a plurality of operation modes using two switches and indicating, by a lighting unit, each of the plurality of operation modes by emitting a predetermined light signal. The method may continue with sensing, by a plurality of sensitive elements of the optical sensing unit, in one or more of the plurality of operation modes, a signal provided by the user. The signal may be associated with a plurality of electromagnetic fields. The method may continue with imposing, by the optical sensing unit, based on the signal, the plurality of electromagnetic fields onto each other to obtain an outgoing signal. The method may further include emitting, by an optical emitting unit, the outgoing signal.

Additional objects, advantages, and novel features will be set forth in part in the detailed description section of this disclosure, which follows, and in part will become apparent to those skilled in the art upon examination of this specification and the accompanying drawings or may be learned by production or operation of the example embodiments. The objects and advantages of the concepts may be realized and attained by means of the methodologies, instrumentalities, and combinations particularly pointed out in the appended claims.

## BRIEF DESCRIPTION OF THE DRAWINGS

Embodiments are illustrated by way of example and not limitation in the figures of the accompanying drawings, in which like references indicate similar elements and in which:

FIG. 1 illustrates a general perspective view of a three-mode device for development of concentration, in accordance with an example embodiment.

FIG. 2 is a block diagram showing various modules of a three-mode device for development of concentration, in accordance with an example embodiment.

FIG. 3 is a schematic diagram illustrating development of concentration of a user using a three-mode device for development of concentration, in accordance with an example embodiment.

FIG. 4 is a flow chart illustrating a method for development of concentration, in accordance with an example embodiment.

FIG. 5A is a schematic diagram illustrating a top view of a three-mode device for development of concentration when a cover is in a closed state, according to an example embodiment.

FIG. 5B is a schematic diagram illustrating a top view of a three-mode device for development of concentration when a cover is in an open state, according to an example embodiment.

FIG. 6A shows a top view of a three-mode device for development of concentration when a cover is in a closed state, according to an example embodiment.



3

FIG. 6B shows a top view of a three-mode device for development of concentration when a cover is in an open state, according to an example embodiment.

FIG. 6C shows a general perspective view of a three-mode device for development of concentration, according to an example embodiment.

FIG. 7A shows a front view of a three-mode device for development of concentration, according to an example embodiment.

FIG. 7B is a rear view of a three-mode device for development of concentration, according to an example embodiment.

FIG. 8 shows a top view of a three-mode device for development of concentration, according to an example embodiment.

FIG. 9 is a schematic illustration showing elements of a three-mode device for development of concentration, according to an example embodiment.

FIG. 10 shows a computing system that can be used to implement a method for development of concentration, according to an example embodiment.

#### DETAILED DESCRIPTION

The following detailed description includes references to the accompanying drawings, which form a part of the detailed description. The drawings show illustrations in accordance with exemplary embodiments. These exemplary embodiments, which are also referred to herein as "examples," are described in enough detail to enable those skilled in the art to practice the present subject matter. The embodiments can be combined, other embodiments can be utilized, or structural, logical, and electrical changes can be made without departing from the scope of what is claimed. The following detailed description is, therefore, not to be taken in a limiting sense, and the scope is defined by the appended claims and their equivalents. In this document, the terms "a" and "an" are used, as is common in patent documents, to include one or more than one. In this document, the term "or" is used to refer to a nonexclusive "or," such that "A or B" includes "A but not B," "B but not A," and "A and B," unless otherwise indicated.

The present disclosure relates to methods and devices for development of concentration. Specifically, the development of concentration is provided by a three-mode device for development of concentration, also referred herein to as a three-mode device PRK-1U for development of concentration. The device may include an optical sensing unit configured to sense signals emitted by a user and an optical emitting unit configured to emit an outgoing signal. The device further includes lenses for focusing concentration of the user, switches for switching between operation modes, and a lighting unit to indicate a current operation mode by emitting a predetermined light signal. The device may further have one or more plates with numerical symbols for focusing the concentration of the user.

The device may include a housing in which elements of the device may be located. The housing may have a parallelepiped shape. The housing may be provided with a cover placed onto the housing to enclose the elements of the device inside the housing. The lenses and plates with numerical symbols for focusing concentration may be attached to an outer surface of the housing or to the cover. The user may be located in proximity to the device. The development of concentration of the user may be provided by focusing user attention on a receiver of the device and controlling the results of the concentration. The lenses and/or the plates

4

with numerical symbols may be configured to be the receiver of concentration of the user. To initiate development of concentration, the user may start concentrating on the lenses and/or the numerical symbols provided on the plates attached to the housing or the cover. Specifically, the user may focus user attention on the lenses and/or the numerical symbols and direct thoughts to the lenses and/or the numerical symbols of the device. The concentration of the user may include thoughts related to providing an eternal life, including concentration on being healthy, concentration on having the quality of control forecasting or control foresight, concentration on rejuvenation, concentration on a particular event in life, and so forth.

As known in psychology, the stronger a person concentrates on a goal, the events in the person's life are optimized and the goal is achieved faster. When concentrating, the user may perform the following actions. The user may imagine user consciousness as a sphere around the user's body informationally supported by the user's body itself. The further action of the user may include imagining that the sphere transforms into a shape similar to the shape of the user's body and then superimposes the shape onto the surface of the user's body. At the moment of superimposing, the user may imagine that the inner surface of the body-like shape comes into contact with the surface of the user's body and that the radiation from the outer's surface of this body-like shape spreads to all external infinite space relative to the user's body. The infinite space is considered to be the eternal reality connected with the organism of the user, which results in development of concentration on eternal life.

The devices and methods described herein are based on the principle of similarity. The principle of similarity is based on the theory of wave synthesis in combination with the unified reality theory (see Ph.D. Thesis in Physical and Mathematical Sciences, G. P. Grabovoi, "Research and Analysis of Fundamental Definitions of Optical Systems for Prediction of Industrial Nature Earthquakes and Disasters", Moscow, RAEN Publishing House, 1999, pp. 9-19; patent of the inventor No. RU 2148845C1 titled "Method of Prevention of Catastrophes and Equipment for its Realization"; and patent of the inventor No. RU 2163419C1 titled "Data Transmission System," which are incorporated herein by reference in their entirety). The devices and methods are further based on physical and mathematical theory, experimental results, physical and mathematical calculations, and the results of these calculations set forth in the publication titled "Research and Analysis of the Fundamental Definitions of Optical Systems in Disaster Prevention and Predictive Microprocessor Control", "Electronic Equipment, Series 3, Microelectronics", 1999, edition 1 (153), and other scientific materials.

In accordance with the wave synthesis theory, reality can be considered as a periodic intersection of stationary regions with dynamic regions, while in the intersection zones a synthesis of a dynamic wave and a stationary wave occurs. Any reality phenomenon can be defined in a form of optical systems. Human perception is performed using image-bearing elements of light that contain information. In case of transmitting information from a person generating information to be transmitted to an optical sensing element, the person may be considered to be a transmitting optical system. The transmitted information generated by thoughts of the person is received by an optical sensing unit to which the person directs the generated thought. As a thought is an electromagnetic wave, it can be transmitted as an element of an optical system. Sensitive elements of the optical sensing



5

unit preferably have the shape of a sphere, as the spherical shape of the sensitive element provides the maximum activation of the sensitive element due to internal reflection of signals. The collection of trial records and testimonies of use of the three-mode device PRK-1U for the development of the concentration is presented in the Appendix of Specification.

The three-mode device for development of concentration performs the imposition of fields from the generation of biological signals and electromagnetic fields (electromagnetic waves generated by the user) according to the principle of universal connection with control of the purpose of concentration. The device further develops concentration of creational control.

In the wave synthesis theory, it is known that a thought generated in a form of radiation simultaneously has two quantum states. The first state is located on a sensing element of a signal transmitter, and the second state is located on a signal receiver. Based on these principles, the device for interacting with thoughts to develop the concentration as described herein was created.

Referring now to the drawings, FIG. 1 is a general perspective view of a three-mode device 100 for development of concentration, hereinafter referred to as a device 100. The device 100 may include a housing 105 and a cover 110. In an example embodiment, the housing 100 may include a box of a rectangular shape. The device 100 may further include lenses 120. The lenses 120 may be attached to an outer surface of the cover 110. In an example embodiment, the lenses 120 may be made of glass. Each of the lenses 120 may be placed on a plate 125 (e.g., a metal plate). The diameter of the lenses 120 may be 20 mm, 25 mm, 60 mm, and any other diameter applicable for a particular embodiment of the device 100. The diameter of the plate 125 may be 60 mm, 64 mm, 70 mm, and any other diameter applicable for a particular embodiment of the device 100.

The device may further have a first switch 130 and a second switch 135 to switch between operation modes of the device 100. The device 100 may have one or more plates 140 with numerical symbols 145 depicted on the plates 140. The device 100 may further have one or more stones 150, such as diamonds, attached to the housing 105 or the cover 110 of the device 100. The stones may be placed on a plate 155. Further elements of the device 100 are shown in detail with reference to FIGS. 2-9.

FIG. 2 is a block diagram showing various units of a three-mode device 100 for development of concentration, in accordance with certain embodiments. Specifically, the device 100 may include an optical sensing unit 210, optical emitting unit 220, one or more lenses 230, two switches 240, and a lighting unit 250. The one or more lenses 230 for focusing concentration of a user may be associated with the optical sensing unit 210. The device 100 may further include a housing and a cover. The one or more lenses 230 may be disposed on the cover.

The optical sensing unit 210 may have a plurality of sensitive elements. In an example embodiment, the plurality of sensitive elements may be spherical. In an example embodiment, the sensitive elements may be made of glass. The plurality of sensitive elements may be configured to sense a signal provided by the user. The sensitive elements may sense the signal in one or more of a plurality of operation modes of the device 100. The signal may be associated with a plurality of electromagnetic fields. The signal provided by the user may be a biological signal. The biological signal may include an electromagnetic wave associated with thoughts generated by the user when con-

6

centrating on the one or more lenses 230 for focusing concentration. Specifically, the information (signal) may be generated in a form of electromagnetic radiation by the user. The user concentrates the electromagnetic radiation created by thought on the one or more lenses 230 located on the upper surface of the device 100.

The plurality of sensitive elements may be further configured to impose, based on the signal, the plurality of electromagnetic fields onto each other to obtain an outgoing signal. The optical emitting unit may be configured to emit the outgoing signal. In an example embodiment, the optical emitting unit 220 may include an optical lens. In an example embodiment, the optical lens may be made of glass. The optical emitting unit 220 may emit the outgoing signal in a form of at least an optical signal. In an example embodiment, the device 100 may include a further plurality of sensitive elements. The further plurality of sensitive elements may include crystals and stones, such as diamonds.

The two switches 240 may be used for switching between the plurality of operation modes of the device 100. The lighting unit 250 may be configured to indicate each of the plurality of operation modes of the device 100 by emitting a predetermined light signal. Specifically, the plurality of operation modes may include at least three modes. A first operation mode may be turned on by moving a first switch of the two switches 240 into an upward position. The first operation mode may be characterized by absence of emittance of a light signal by the lighting unit 250. A second operation mode may be turned on by moving a second switch of the two switches into an upward position. The second operation mode may be characterized by emittance of a static light signal by the lighting unit 250. A third operation mode may be turned on by moving the first switch into a downward position and further moving the first switch into an upward position while the second switch remains in the upward position. The third operation mode may be characterized by emittance of a repetitively-pulsed light signal by the lighting unit 250.

In an example embodiment, the two switches 240 may be made of a transparent or semi-transparent material, such as glass or plastics. The device 100 may have a light emitting diode (LED) disposed inside the housing for emitting the light signal. When the LED emits light inside the device 100, the light emitted from inside of the device 100 can be seen through the two switches 240. Upon switching between the operation modes, the LED may not emit light, may continuously emit light (i.e., provide the static light signal), and may repetitively emit light (i.e., provide the repetitively-pulsed light signal).

The signal provided by the user may be sensed in each of the operation modes. For example, the device 100 may be switched to the second operation mode and the optical sensing unit 210 may sense the signal provided by the user when the device 100 operates in the second operation mode. In an example embodiment, the device 100 may be switched to the third operation mode and the optical sensing unit 210 may sense the signal provided by the user when the device 100 operates in the third operation mode. The operation modes of the device 100 may be used to increase the concentration on the user.

In an example embodiment, the device 100 may further include a plurality of figures placed on the housing and/or the cover of the device 100. The figures may include numerical symbols for focusing the concentration of the user. The numerical symbols may be depicted on plates (e.g., metal, plastics, paper, wooden plates, etc.), which can be attached to the housing and/or the cover of the device 100.



The numerical symbols depicted on the plates may be used for focusing the concentration of the user.

In an example embodiment, the device 100 may further include a converting unit configured to convert the outgoing signal into an electrical signal. In an example embodiment, the converting unit may be connected to a processing unit. The processing unit may be in communication with the optical sensing unit 210, the optical emitting unit 220, and the lighting unit 250 and perform processing of sensed signals, imposed signals, optical signals, and outgoing signals. The device 100 may further include a power source in communication with the optical sensing unit 210, the optical emitting unit 220, and the lighting unit 250.

In the publication titled "Research and Analysis of the Fundamental Definitions of Optical Systems in Disaster Prevention and Predictive Microprocessor Control," "Electronic Equipment, Series 3, Microelectronics," 1999, edition 1 (153), the inventor proves the unified reality theory and the theory of wave synthesis. According to the unified reality theory and the theory of wave synthesis, the second operation mode results in applying the amplification of the stationary phase of the reality. Furthermore, according to the unified reality theory and the theory of wave synthesis, the third operation mode results in applying the amplification of the dynamic phase of reality.

The technique of providing eternal life can work according to the principle similar to principles of functioning of the human body in the field of thinking. According to the principle of functioning of the human body when creating thoughts, the physical body of a person consists of the same tissues that do not change in the process of thinking, but thoughts that are created in the physical body are different. In the three-mode device 100 for development of concentration, the similarity principle is applied, which is illustrated by the fact that the same two buttons (i.e., switches) are used to activate the third operation mode for amplification of the dynamic phase of the reality. In other words, no elements are added to the device 100 just as no elements are added to the human body when a new thought is created. The third operation mode is turned on by turning the first switch off and on (to the downward and upward position) again while the second switch remains in the upward position. Therefore, switching between three operation modes may be provided by two switches.

Thus, by using the unified reality theory and the theory of wave synthesis proved by physical and mathematical calculations and experiments, the components are selected and an electrical scheme is developed for the device 100 so that the device 100 is similar to a human body in the following sense. A human body generates thoughts without adding any matter (components) to the human body. Similarly, the device 100 autonomously, without adding further switches, i.e., in a closed system, generates the third operation mode for amplification of the dynamic phase of the reality, which is illustrated by the repetitively-pulsed light emittance. In other words, the element base of the device 100 has a self-development function similar to that in the human body. This function of the device 100, due to the interaction of the components of the device 100, itself includes the activation of the operation mode for repetitively-pulsed light emittance. This allows the development of concentration when using the device 100, as the preceding level of developing the concentration, including that achieved with the help of the device 100 itself, is always the starting point for further development of concentration.

The work with the device 100 in different operation modes provides extensive results on the development of

concentration, which is required in many areas of life, including production, operational activity, and other activities in industrial fields.

The device 100 may further be configured to activate an artificial intelligence function. This function enables the device 100, depending on the activity of generation of thoughts by the user and depending on the degree of development of concentration on eternal life in respect to specific events, to independently switch off the operation modes of the device 100 and then, after a time period determined by the device 100, again switch on any of three operation modes. Accordingly, the procedure of activation of this artificial intelligence function was developed.

The device 100 provides the capability to combine three modes of operation, thereby creating better concentration on ensuring eternal life.

FIG. 3 is a schematic diagram 300 illustrating development of concentration of a user using a three-mode device 100 for development of concentration, according to an example embodiment. A user 305 may be located in a proximity of the device 100. The user 305 may concentrate user attention on lenses 120 and/or numerical figures 145 of the device 100. The lenses 120 may have different diameters. By concentrating, the user 305 generates thoughts, which are electromagnetic signals 310. The thoughts may contain the purpose of concentration, such as concentration on eternal life, concentration on being healthy, concentration on having the quality of control forecasting or control foresight, concentration on rejuvenation, and so forth. The action of concentration for the current time and future time may be performed with respect to a sensing element of the optical emitting unit consisting of lenses. The user 305 may perform circular movements associated with the concentration (i.e., direct thoughts) by following a direction from a lens of a smaller diameter counterclockwise to lenses of a larger diameter. In the case of concentrations related to the current time and future time, a concentration beam may be directed in a direction from outside of the device 100 to an inner space of the device 100.

If the concentration of the user 305 relates to past events, the user 305 may perform circular movements associated with the concentration by following a direction from a lens of a smaller diameter clockwise to lenses of a larger diameter. The concentration beam may be directed in a direction from inside the device 100 to an outside space.

In accordance with the information transmission on the basis of the wave synthesis theory, another quantum state of thoughts may be projected on a signal receiver in a form of an optical emitting unit located inside the device 100.

FIG. 4 is a process flow diagram showing a method 400 for development of concentration, according to an example embodiment. In some embodiments, the operations may be combined, performed in parallel, or performed in a different order. The method 400 may also include additional or fewer operations than those illustrated.

The method 400 may commence with providing one or more lenses for focusing concentration of a user at operation 402. The lenses may be associated with an optical sensing unit. The method 400 may continue with switching between a plurality of operation modes using two switches at operation 404. Operation 406 of the method 400 may include indicating, by a lighting unit, each of the plurality of operation modes by emitting a predetermined light signal.

The method 400 may further include sensing, by a plurality of sensitive elements of the optical sensing unit, in one or more of the plurality of operation modes, a signal provided by the user at operation 408. The signal may be



associated with a plurality of electromagnetic fields. The plurality of sensitive elements may be spherical. The signal provided by the user may be a biological signal.

The method 400 may further include imposing, based on the signal, by the optical sensing unit, the plurality of electromagnetic fields onto each other to obtain an outgoing signal at operation 410. Specifically, the method 400 may be performed by using signal conditioning by imposing electromagnetic fields resulting from the generation of a biological signal to each other. The method 400 may be performed in accordance with the principle of universal connection with control of the purpose of concentration, which can be developed according to techniques described by the inventor in the publications mentioned herein.

The method 400 may further include emitting, by an optical emitting unit, the outgoing signal at operation 412. The optical emitting unit may include an optical lens. The optical emitting unit may emit the outgoing signal in the form of at least an optical signal. The method 400 may further include converting, by a converting unit, the outgoing signal into an electrical signal.

In an example embodiment, the method 400 may further include providing a power source. The power source may be in communication with the optical sensing unit and the optical emitting unit. In an example embodiment, the method 400 may further include providing a housing and a cover. The one or more lenses may be disposed on the cover.

FIG. 5A shows a top view 500 of a device 100 when a cover 100 is in a closed state, according to an example embodiment. The device 100 may have three plates 125 on which lenses 120 may be fastened. The plates 125 may be attached to the cover 120. The device 100 may further have a plate 155 for fastening stones 150, such as crystals or diamonds. The plate 155 may be attached to the cover 110.

FIG. 5B shows a top view 500 of the device 100 when the cover 100 is in an open state, according to an example embodiment. The device 100 may include an optical sensing unit 210, a plurality of sensitive elements 505, an optical emitting unit 220, a LED 510, and a converter 515. The plurality of sensitive elements 505 of the optical sensing unit 210 may sense the signal emitted by the user and provide the signal to the converter 515. The converter 515 may convert the signal into an electrical signal. The converter 515 may provide the electrical signal to the LED 510. The LED 510 may be electrically connected in parallel with other components of the device 100. Upon receipt of the electrical signal, the LED 510 may emit the electrical signal in the form of a light signal according to a current operation mode of the device 100.

The signal sensed by the plurality of sensitive elements 505 may be associated with a plurality of electromagnetic fields. The optical sensing unit 210 may impose the plurality of electromagnetic fields onto each other to obtain an outgoing signal. The optical sensing unit 210 may provide the outgoing signal to the optical emitting unit 220 for further emission of the outgoing signal by the optical emitting unit 220.

FIG. 6A shows a top view 600 of the device 100 when the cover is in a closed state, according to an example embodiment. The device 100 may have three plates 125 onto which lenses 120 may be fastened. The plates 125 may be attached to the cover. The device 100 may further have a plate 155 for fastening stones 150, such as crystals or diamonds. The plate 155 may be attached to the cover. The device 100 may have one or more plates 140 with numerical symbols 145 depicted on the plates 140.

In a further example embodiment, the device 100 may have concentration enhancement elements. The concentration enhancement elements may be used for enhancing and accelerating the development of concentration. The concentration enhancement elements may include crystals and stones 150, e.g., diamonds or rock crystals.

FIG. 6B shows a top view 630 of the device 100 when the cover is in an open state, according to an example embodiment. The device 100 may include an optical sensing unit 210, a plurality of sensitive elements 505, an optical emitting unit 220, and a LED 510.

FIG. 6C further shows a general perspective view 650 of the device 100, according to an example embodiment. The device 100 may include a first switch 130 and a second switch 135. The first switch 130 and the second switch 135 may be made of a transparent material, such as glass or plastic. When the LED 510 emits light inside the device 100, the light emitted from inside of the device 100 can be seen through the first switch 130 and the second switch 135.

In an example embodiment, figures may be placed on the cover in the form of numerical values 145. For example, figures 1, 4, 5 may be placed (e.g., written) near a smaller lens, and figures 2, 7, 8, and 9, 0, 6, 3 may be placed near larger lenses. The development of concentration using the presence of figures near the lenses can be made by concentrating on the lenses in a way described above and adding concentration on the figures.

FIG. 7A shows a front view 700 of the device 100, according to an example embodiment. The device 100 may have a first switch 130 and a second switch 135. Each of the first switch 130 and the second switch 135 may be configured to operate in several positions. Specifically, the first switch 130 may be moved into an upward position to switch to a first operation mode. The second switch 135 may be moved into an upward position to switch to a second operation mode. The first switch 130 may be moved into a downward position and further moved into the upward position to switch a third operation mode.

FIG. 7B shows a rear view 750 of the device 100, according to an example embodiment. The device 100 may have controlling elements 705 disposed in adjustment holes in the housing of the device 100 for tuning components of the device 100 using a side panel 755. The device 100 may be in communication with an adapter 710. The adapter 710 may be configured to convert the voltage of 220 V from a power grid into the voltage of 12 V consumed by the device 100.

FIG. 8 shows a top view 800 of the device 100, according to an example embodiment. The device 100 may further include one or more crystal systems 805. The crystal system 805 may consist of a plurality of crystals 810. The crystals 810 may be used for focusing the concentration of the user. The crystal system 805 may be a vertical crystal system in which the crystals 810 may have different radii and, hence, different heights. The radius of the crystals 810 may be 7 mm, 12 mm, and so forth.

In an example embodiment, the three-mode device for development of concentration may be used remotely through video monitoring of the device by a user, including via the Internet. The three-mode device for development of concentration is applicable in various areas related to providing eternal life, such as becoming healthy, developing the quality of control forecasting or control foresight, rejuvenating an organism, and so forth.

FIG. 9 is a schematic diagram 900 illustrating a three-mode device for development of concentration, according to an example embodiment. The elements shown on FIG. 9



may be located inside a housing of the three-mode device for development of concentration. The three-mode device for development of concentration may include an optical emitting unit 220.

Example 1 of operation of a three-mode device for development of concentration. On day 1, a first user turned the three-mode device off and then turned on after some period of time. Upon being turned on, the three-mode device entered the first operation mode, in which a red light mostly did not light up, meaning that power provided to the diode was low. Upon switching the three-mode device manually to the second and third operation modes, the three-mode device did not react, i.e., did not switch to the second and third operation modes.

The three-mode device is configured for developing concentrations on eternal life. The three-mode device can switch to one of the operation modes upon increasing the control load. In view of this, four users started a concentration session using the three-mode device by concentrating on lenses for focusing concentration of the users.

Three days later, the three-mode device entered the second operation mode. The three-mode device worked stably, but the third mode could not be turned on. Four users continued performing concentration sessions during the next three days. The three-mode device was placed in a room of the first user during the time when the concentration sessions were performed.

After three days, the second user took the three-mode device to work in a room of the second user. The three-mode device was moved to the room and turned on. The second user continued performing the concentration session using the three-mode device by concentrating on lenses for focusing concentration of the users. Upon turning on, the three-mode device began to self-adjust as was seen from diode heating. In a few seconds, the three-mode device entered the third operation mode and began to work stably in all three operation modes.

After three hours of operation, the three-mode device was again transferred to a room of the first user and turned on. The first user continued performing the concentration session using the three-mode device by concentrating on lenses for focusing concentration of the users. Upon turning on, the three-mode device worked in the third operation mode. At the time of turning on of the three-mode device, the first user was located in proximity to the three-mode device and had a conversation and was distracted from the concentration session. In a several minutes, the three-mode device automatically switched to the second operation mode. When the third operation mode was manually turned on, the device did not respond. Then, the three-mode device was unplugged and moved to the room of the second user, where it worked steadily before. Upon being turned on, the three-mode device immediately entered the third operation mode and there were no failures in operation of the three-mode device. The three-mode device worked stably in all three modes. After this check, the three-mode device was again transferred to the room of first user and turned on. The three-mode device did not work in the third operation mode in the room of the first user. Then, the operation of the three-mode device was re-tested in the room of the second user. The three-mode device was moved to the room of the second user and turned on. The three-mode device consistently entered all the three operation modes. The operation of the three-mode device was recorded by photographing the device. Each of the first user and the second user continued performing the concentration session using the three-mode device when the three-mode device was in the room of each

of the users. Then, the three-mode device was turned off, moved again to the room of the first user, and turned on. The first user continued the concentration session by concentrating on lenses of the three-mode device. Upon turning on, the three-mode device entered all the three operation modes and began to work stably in all operation modes.

Thus, the three-mode device independently switches to one of the operation modes in response to the signals received from the users during the concentration sessions. This function of artificial intelligence of the three-mode device, i.e. automatic switching between the modes, is turning on in case of simultaneous receipt of an increased amount of signals, e.g., from several users.

Example 2 of operation of a three-mode device for development of concentration. A user travelled to a foreign country and had a 24 hours long layover between the flights. The user experienced strong emotions during the layover, such as intensive fear, worry, lack of self-confidence, and perplexity. The user arrived at the hotel during the layover, turned the three-mode device, and started a first concentration session by concentrating on lenses of the three-mode device. Upon switching on, the three-mode device operated in the third operation mode and did not respond to manual switching of the three-mode device by the user to the second operation mode or the first operation mode. The next day, the user had a flight to the foreign country and an emotional state of the user stabilized, i.e. the user had a normal emotional state. When the user arrived at the hotel, the user turned the three-mode device and started a second concentration session by concentrating on lenses of the three-mode device. Upon switching on, the three-mode device operated in the first operation mode. The user manually switched the three-mode device to the second operation mode and then to the third operation mode. The three-mode device responded to switching between the modes by the user and switched to the second operation mode or the third operation mode, respectively. It was concluded that the user had intensive emotions and thoughts during the first concentration session. In view of this, the intensity of a signal transmitted by the user to the three-mode device caused automatic switching of the three-mode device to the third operation mode, in which the three-mode device amplified the dynamic phase of reality.

Example 3 of operation of a three-mode device for development of concentration. A user conducted concentration sessions using the three-mode device for four days in a first city. The three-mode device operated properly and responded to switching between the operation modes by the user by operating in a first operation mode, a second operation mode, or the third operation mode, respectively. On day five, the user moved to a second city and, upon arrival, started a concentration session. The user turned the three-mode device on. The three-mode device operated in the first operation mode. The user attempted to manually switch the three-mode device to the second operation mode. In response to the attempt of the user, the three-mode device switched to the third operation mode and did not respond to further attempts of the user to switch the three-mode device to the second operation mode. The automatic switching of the three-mode device to the third operation mode continued in the course of concentration sessions conducted by the user during seven days. During this seven-day period, the user had intensive emotions and thoughts when conducting the concentration sessions. In view of this, the intensity of a signal transmitted by the user to the three-mode device caused automatic switching of the three-mode device to the third operation mode, in which the three-mode device ampli-



13

fied the dynamic phase of reality. After seven days, the emotional state of the user stabilized and the three-mode device started operating normally and responded to manual switching of the three-mode device by the user to the second operation mode or the third operation mode.

FIG. 10 shows a diagrammatic representation of a computing device for a machine in the exemplary electronic form of a computer system 1000, within which a set of instructions for causing the machine to perform any one or more of the methodologies discussed herein can be executed. In various exemplary embodiments, the machine operates as a standalone device or can be connected (e.g., networked) to other machines. In a networked deployment, the machine can operate in the capacity of a server or a client machine in a server-client network environment, or as a peer machine in a peer-to-peer (or distributed) network environment. The machine can be a personal computer (PC), a tablet PC, a set-top box, a cellular telephone, a digital camera, a portable music player (e.g., a portable hard drive audio device, such as a Moving Picture Experts Group Audio Layer 3 (MP3) player), a web appliance, a network router, a switch, a bridge, or any machine capable of executing a set of instructions (sequential or otherwise) that specify actions to be taken by that machine. Further, while only a single machine is illustrated, the term "machine" shall also be taken to include any collection of machines that individually or jointly execute a set (or multiple sets) of instructions to perform any one or more of the methodologies discussed herein.

The computer system 1000 may include a processor or multiple processors 1002, a hard disk drive 1004, a main memory 1006 and a static memory 1008, which communicate with each other via a bus 1010. The computer system 1000 may also include a network interface device 1012. The hard disk drive 1004 may include a computer-readable medium 1020, which stores one or more sets of instructions 1022 embodying or utilized by any one or more of the methodologies or functions described herein. The instructions 1022 can also reside, completely or at least partially, within the main memory 1006 and/or within the processors 1002 during execution thereof by the computer system 1000. The main memory 1006 and the processors 1002 also constitute machine-readable media.

While the computer-readable medium 1020 is shown in an exemplary embodiment to be a single medium, the term "computer-readable medium" should be taken to include a single medium or multiple media (e.g., a centralized or distributed database, and/or associated caches and servers) that store the one or more sets of instructions. The term "computer-readable medium" shall also be taken to include any medium that is capable of storing, encoding, or carrying a set of instructions for execution by the machine and that causes the machine to perform any one or more of the methodologies of the present application, or that is capable of storing, encoding, or carrying data structures utilized by or associated with such a set of instructions. The term "computer-readable medium" shall accordingly be taken to include, but not be limited to, solid-state memories, optical and magnetic media. Such media can also include, without limitation, hard disks, floppy disks, NAND or NOR flash memory, digital video disks, Random Access Memory, Read-Only Memory, and the like.

The example embodiments described herein may be implemented in an operating environment comprising software installed on a computer, in hardware, or in a combination of software and hardware.

14

Thus, three-mode devices and methods for development of concentration are described. Although embodiments have been described with reference to specific exemplary embodiments, it will be evident that various modifications and changes can be made to these exemplary embodiments without departing from the broader spirit and scope of the present application. Accordingly, the specification and drawings are to be regarded in an illustrative rather than a restrictive sense.

What is claimed is:

1. A three-mode device for development of concentration, the device comprising:

a housing;

a first optical unit disposed in the housing, the first optical unit comprising a plurality of spherical elements;

a second optical unit disposed in the housing wherein the second optical unit includes an optical lens;

one or more lenses for enabling a user to affix a user gaze on the one or more lenses;

one or more plates attached to the housing, wherein the one or more lenses are placed on the one or more plates, wherein a diameter of the one or more plates exceeds a diameter of the one or more lenses;

two switches for switching between a plurality of operation modes associated with emittance of a predetermined light signal, the two switches being disposed on the housing; and

a lighting unit disposed in the housing and configured to indicate each of the plurality of operation modes by emitting the predetermined light signal.

2. The device of claim 1, further comprising a cover.

3. The device of claim 2, further comprising a plurality of figures placed on one of the housing and the cover, wherein the plurality of figures includes numerical symbols.

4. The device of claim 2, wherein the one or more lenses are disposed on the cover.

5. The device of claim 1, further comprising a power source in communication with the lighting unit.

6. The device of claim 1, wherein the plurality of operation modes includes:

a first operation mode configured to be turned on by moving a first switch of the two switches into an upward position, the first operation mode being characterized by absence of emittance of a light signal by the lighting unit;

a second operation mode configured to be turned on by moving a second switch of the two switches into an upward position, the second operation mode being characterized by emittance of a static light signal by the lighting unit; and

a third operation mode configured to be turned on by moving the first switch into a downward position and further moving the first switch into the upward position, the third operation mode being characterized by emittance of a repetitively-pulsed light signal by the lighting unit.

7. The device of claim 1, wherein the plurality of spherical elements are made of glass.

8. The device of claim 1, wherein the optical lens is made of glass.

9. The device of claim 1, further comprising a further plurality of optical elements, wherein the further plurality of optical elements are selected from crystals and stones.

10. A method for development of concentration, the method comprising:  
providing a housing;



## 15

providing a first optical unit disposed in the housing, the first optical unit comprising a plurality of spherical elements;

providing a second optical unit disposed in the housing, wherein the second optical unit includes an optical lens;

providing one or more lenses for enabling a user to affix a user gaze on the one or more lenses;

providing one or more plates, wherein the one or more lenses are placed on the one or more plates, wherein a diameter of the one or more plates exceeds a diameter of the one or more lenses;

switching between a plurality of operation modes using two switches disposed on the housing, the plurality of operation modes being associated with emittance of a predetermined light signal; and

indicating, by a lighting unit disposed in the housing, each of the plurality of operation modes by emitting the predetermined light signal.

11. The method of claim 10, further comprising providing a power source, wherein the power source is in communication with the lighting unit.

12. The method of claim 10, further comprising providing a cover.

13. The method of claim 12, further comprising providing a plurality of figures, wherein the plurality of figures includes numerical symbols placed on one of the housing and the cover.

14. The method of claim 12, wherein the one or more lenses are disposed on the cover.

15. A three-mode device for development of concentration, the device comprising:

a housing;

a first optical unit disposed in the housing, the first optical unit comprising a plurality of optical elements, wherein the plurality of optical elements are made of glass;

## 16

a second optical unit disposed in the housing, wherein the second optical unit includes an optical lens;

one or more lenses for enabling a user to affix a user gaze on the one or more lenses, the one or more lenses being made of glass;

one or more plates attached to the housing, wherein the one or more lenses are placed on the one or more plates, wherein a diameter of the one or more plates exceeds a diameter of the one or more lenses;

two switches for switching between a plurality of operation modes associated with emittance of a predetermined light signal, the two switches being disposed on the housing; and

a lighting unit disposed in the housing and configured to indicate each of the plurality of operation modes by emitting the predetermined light signal, wherein the plurality of operation modes includes:

a first operation mode configured to be turned on by moving a first switch of the two switches into an upward position, the first operation mode being characterized by absence of emittance of a light signal by the lighting unit;

a second operation mode configured to be turned on by moving a second switch of the two switches into an upward position, the second operation mode being characterized by emittance of a static light signal by the lighting unit; and

a third operation mode configured to be turned on by moving the first switch into a downward position and further moving the first switch into the upward position, the third operation mode being characterized by emittance of a repetitively-pulsed light signal by the lighting unit.

\* \* \* \* \*

## Photocopies of trademarks

The works, devices and activities conducted by Grigori Grabovoi are protected by trademarks:

Of the European Union “GRABOVOI®” with registration number No. 009414673 of February 18, 2011 (filing date September 30, 2010) and the European Union “GRIGORI GRABOVOI®” with registration number No. 009414632 of 18 February 2011 (filing date September 30, 2010). The data about these trademarks are given on the official website of the Office for harmonization in the internal market of the European Union registering the trademarks <http://oami.europa.eu/ows/rw/pages/index.en.do>. Address: Avenida de Europa, 4-03008 Alicante SPAIN, Telephone+3496 5139100; Email: [information@oami.europa.eu](mailto:information@oami.europa.eu)





Of Australia “GRABOVOI®” with registration number No. 1477713 of July 02, 2012 (the date of filing March 01, 2012) and “GRIGORI GRABOVOI®” with registration number No. 1477714 of July 02, 2012 (the date of filing March 01, 2012). Data about these trademarks are given on the official website of the Bureau of Intellectual property Australia (Intellectual Property Australia): <http://www.ipaustralia.gov.au> Address: The Canberra Central Office, Ground Floor, Discovery House, 47 Bowes Street, Phillip ACT 2606; e-mail: [assist@ipaustralia.gov.au](mailto:assist@ipaustralia.gov.au)



Australian Government

IP Australia

Discovery House Phillip ACT 2606  
PO Box 200, Woden ACT 2606  
Australia  
Phone: 1300 651 010  
International Callers: +61-2 6283 2999  
Facsimile: +61-2 6283 7999  
Email: [assist@ipaustalia.gov.au](mailto:assist@ipaustalia.gov.au)  
Website: [www.ipaustalia.gov.au](http://www.ipaustalia.gov.au)

21/03/2012

International Bureau, WIPO  
34, chemin des Colombettes  
P.O. Box 18  
1211 Geneva 20,  
SWITZERLAND

**MADRID AGREEMENT AND PROTOCOL  
COMPLETION OF EX OFFICIO EXAMINATION  
- INTERIM STATUS OF A MARK -  
Rule 18BIS(1)(a) and (b)**

RE: International Registration No. 1106610 / Trade Mark No. 1477713  
For the mark: (Words) GRABOVOI  
Holder of the international registration:  
Grigori Grabovoi

The above International Registration Designating Australia has been accepted for protection for the following goods/services:

**Class: 9**

Apparatus for recording, transmission or reproduction of sound or images; magnetic data carriers, recording discs; automatic vending machines and mechanisms for coin-operated apparatus; cash registers, calculating machines, data processing equipment and computers; fire-extinguishing apparatus; data-processing programs; recorded and unrecorded data carriers of all kinds, in particular CDs, MDs, DVDs, video tapes and audio cassettes

**Class: 16**

Paper, cardboard and goods made from these materials, not included in other classes; printed matter; bookbinding material; photographs; stationery; adhesives for stationery or household purposes; artists' materials; paint brushes; typewriters and office machines (except furniture); instructional and teaching material (except apparatus)

**Class: 41**

Holistic medical coaching, providing electronic publications (non-downloadable); presentation of live performances, academies (education), education and instruction, correspondence courses,



---

**IP Australia** • Patents • Trade Marks • Designs • Plant Breeder's Rights

ABN 38 113 072 755

arranging and conducting of cultural and sports events, providing of training; arranging and conducting of conferences, arranging and conducting of congresses, arranging and conducting of symposiums, coaching, vocational guidance, arranging and conducting of seminars, arranging and conducting of workshops (providing of training), arranging and conducting of colloquiums, arranging of exhibitions for cultural or educational purposes, entertainment; sporting and cultural activities; translation; conducting public readings and live performances (entertainment); services of a publishing firm, except printing; providing recreation facilities; providing games on the Internet; editing of texts (except publicity texts); film, video tape film, audio and television film production for all media; rental of film, video tape film, audio and television film productions on media of all kinds, editorial services, namely proof-reading of books and periodicals; correspondence courses

Class: 44

Medical services; holistic medical services in the fields of naturopathy and alternative medicine; acupuncture services, bioresonance therapy; psycho-mental services to influence and create emotional balance; mental healing; meditative and non-meditative physical and mental exercises being a guide to accessing self-healing powers for therapeutic purposes; healing counselling, medical and psycho-mental life counselling; consultancy with regard to holistic medical matters

If a Notification of Provisional Refusal has been issued in relation to this IRDA, the protection may not apply to all of the goods and/or services originally claimed.

Once a trade mark is accepted, it must be advertised in our Official Journal of Trade Marks. Your trade mark will be advertised on 22/03/2012.

Within 3 months after advertisement (the opposition period), other people may oppose protection of your trade mark. If no one has opposed the protection of your trade mark, or seeks an extension of time, by the end of the opposition period, your trade mark will be protected.

If notice of opposition is filed you will be notified, and in order to receive further documentation relating to the opposition, you will need to supply an address for service in Australia.

Registrar of Trade Marks  
IP Australia



Of Japan "GRABOVOI®" with registration number No. 1106610 of 14 February 2013 (the date of filing of the application 01.03.2012 year) and "GRIGORI GRABOVOI®" has a registration number No. 1106611 of 14 February 2013 (the date of filing of the application 01.03.2012). Data about these trademarks are given on the official website of the industrial property digital library (IPDL) of the patent offices of Japan [http://www.ipdl.inpit.go.jp/homepg\\_e.ipdl](http://www.ipdl.inpit.go.jp/homepg_e.ipdl) Japan Patent Office Address: 3-4-3 Kasumigaseki, Chiyoda-ku, Tokyo 100-8915, Japan E- mail: [PA1B00@jpo.go.jp](mailto:PA1B00@jpo.go.jp)



指定商品又は指定役務並びに商品及び役務の区分  
(LIST OF GOODS AND SERVICES)

9

Apparatus for recording, transmission or reproduction of sound or images; magnetic data carriers, recording discs; automatic vending machines and mechanisms for coin-operated apparatus; cash registers, calculating  
その他別紙記載 (REFER TO THE ATTACHED SHEET)

商標権者

(OWNER OF  
THE TRADEMARK RIGHT)

Grigori Grabovoi

Kanalstr. 43 22085 Hamburg  
(Germany)

国際登録日

(INTERNATIONAL REGISTRATION DATE)

01.04.2011

登録日

(REGISTRATION DATE)

平成25年 4月 5日 (April 5, 2013)

この商標は、登録するものと確定し、商標原簿に登録されたことを証する。  
(THIS IS TO CERTIFY THAT THE TRADEMARK IS REGISTERED ON THE REGISTER OF THE JAPAN PATENT OFFICE.)

平成25年 4月 5日 (April 5, 2013)

特許庁長官

(COMMISSIONER, JAPAN PATENT OFFICE)

深野弘行



# 商 標 登 録 証

(続 葉 1)

(CERTIFICATE OF TRADEMARK REGISTRATION)

国際登録第 1 1 0 6 6 1 1 号 (INTERNATIONAL REGISTRATION NUMBER)

指定商品又は指定役務並びに商品及び役務の区分

(LIST OF GOODS AND SERVICES)

- ( 9) machines, data processing equipment and computers;  
fire-extinguishing apparatus; data-processing programs;  
recorded and unrecorded data carriers of all kinds, in  
particular CDs, MDs, DVDs, video tapes and audio  
cassettes.
- 16 Paper, boxes of paper, table cloths of paper, table  
napkins of paper, cardboard and cardboard articles;  
printed matter; bookbinding material; photographs;  
stationery; adhesives for stationery or household  
purposes; artists' materials; paint brushes;  
instructional and teaching material (except apparatus).
- 41 Holistic medical coaching, providing electronic  
publications (non-downloadable); presentation of live  
performances, academies (education), education and  
instruction, correspondence courses, arranging and  
conducting of cultural and sports events, providing of  
training; arranging and conducting of conferences,  
arranging and conducting of congresses, arranging and  
conducting of symposiums, professional training and  
coaching services; vocational guidance, arranging and  
conducting of seminars, arranging and conducting of  
workshops (providing of training), arranging and  
conducting of colloquiums, arranging of exhibitions for  
cultural or educational purposes, entertainment;  
sporting activities; organization of exhibitions for  
cultural or educational purposes; conducting public  
readings and live performances (entertainment);  
services of a publishing firm, except printing;  
providing recreation facilities; providing games on the  
Internet; editing of texts (except publicity texts);  
film, video tape film, audio and television film  
production for all media; editorial services, namely  
proof-reading of books and periodicals; correspondence  
courses.
- 44 Medical services; holistic medical services in the  
fields of naturopathy and alternative medicine;  
acupuncture services, psycho-mental services to  
influence and create emotional balance; mental healing;  
healing counselling, medical and psycho-mental life  
counselling; consultancy with regard to holistic  
medical matters.

[以下余白]

Of China (the People's Republic of China). "GRABOVOL®" has a registration number No G1106610 of October 01, 2012 (the date of filing of the application 01.03.2012) and "GRIGORI GRABOVOL®" has a registration number No G1106611 of October 01, 2012 (the date of filing of the application 01.03.2012). Data about these trademarks are given on the official website of the State Bureau of Intellectual Property of the People's Republic of China (SIPO) <http://sbcx.saic.gov.cn/traide/> Postal code: 100028 Postbox: No.100088 mailbox, 104 branch, Beijing, China E-mail: [chinatrademarkdatabase@gmail.com](mailto:chinatrademarkdatabase@gmail.com) Address: Room 213, No. 14 Shuguangxili, Chaoyang, Beijing, China.


# STATEMENT OF GRANT OF PROTECTION

## Rule 18ter(1) of the Common Regulations

<p>I. Office sending the statement:</p> <p>Trademark Office State Administration for Industry and Commerce People's Republic of China</p> <p>Sanlihe Donglu 8, Xicheng District Beijing 100820, China Tel: 8610-88650662 Fax: 8610-68050285</p>
<p>II. Number of the international registration: 1106611</p> <p>This statement is related to the above international registration notified on <u>03/01/2012</u> by WIPO.</p>
<p>III. Name of the holder: GRIGORI GRABOVOL</p>
<p>IV. Protection is granted to the mark that is the subject of this international registration for all the goods and/or all the services requested.</p>
<p>V. Signature or official seal of the Office sending the statement:</p> <div data-bbox="877 1330 1114 1568" data-label="Image"> </div>
<p>VI. Date on which the statement was sent: 10/01/2012</p>

**STATEMENT OF GRANT OF PROTECTION**

**Rule 18ter(1) of the Common Regulations**

I.	Office sending the statement:  Trademark Office State Administration for Industry and Commerce People's Republic of China	Sanlihe Donglu 8, Xicheng District Beijing 100820, China Tel: 8610-88650662 Fax: 8610-68050285
II.	Number of the international registration: 1106610 This statement is related to the above international registration notified on <u>03/01/2012</u> by WIPO.	
III.	Name of the holder: GRIGORI GRABOVOL	
IV.	Protection is granted to the mark that is the subject of this international registration for all the goods and/or all the services requested.	
V.	Signature or official seal of the Office sending the statement:  	
VI.	Date on which the statement was sent: 10/01/2012	

Of the United States of America. «GRABOVOI®» has a registration number No. 4329566 of April 30, 2013 (filing date March 02, 2011) and “GRIGORI GRABOVOI®” has a registration number No. 85255853 of July 19, 2013 (filing date March 02, 2011). Data about these trademarks are given on the official website of the Patent and Trademark office of the United States / United States Patent and Trademark Office registering the trademarks <http://www.uspto.gov> Address: P.O. Box 1450, Alexandria, VA 22313-1450, Telephone 1-800-786-9199; Email: [TrademarkAssistanceCenter@uspto.gov](mailto:TrademarkAssistanceCenter@uspto.gov)

**United States of America**  
United States Patent and Trademark Office

**Grabovoi**

**Reg. No. 4,329,566** GRABOVOI, GRIGORI PETROVICH (RUSSIAN FED. INDIVIDUAL)

**Registered Apr. 30, 2013** MOSCOW, RUSSIAN FED.

**Int. Cl.: 41**

**SERVICE MARK**

**SUPPLEMENTAL REGISTER**

FOR: PROFESSIONAL COACHING SERVICES IN THE FIELD OF HOLISTIC MEDICINE, MENTAL AND SPIRITUAL TECHNOLOGIES; EDUCATION SERVICES, NAMELY, PROVIDING EDUCATIONAL WORKSHOPS AT ACADEMIES, AND PROVIDING CLASSES AND APPRENTICESHIPS, ALL IN THE FIELD OF HOLISTIC MEDICINE, MENTAL AND SPIRITUAL TECHNOLOGIES; EDUCATION IN THE FIELDS OF HOLISTIC MEDICINE, MENTAL AND SPIRITUAL TECHNOLOGIES RENDERED THROUGH CORRESPONDENCE COURSES; ORGANIZING, ARRANGING AND CONDUCTING LECTURES, LIVE EDUCATION SEMINARS AND COACHING IN THE FIELD OF HOLISTIC MEDICINE; CONDUCTING WORKSHOPS AND SEMINARS IN THE FIELD OF HOLISTIC MEDICINE, MENTAL AND SPIRITUAL TECHNOLOGIES; PUBLISHING OF ELECTRONIC PUBLICATIONS, IN CLASS 41 (U.S. CLS. 100, 101 AND 107).

FIRST USE 7-1-2012; IN COMMERCE 7-1-2012.

THE MARK CONSISTS OF STANDARD CHARACTERS WITHOUT CLAIM TO ANY PARTICULAR FONT, STYLE, SIZE, OR COLOR.

THE NAME(S), PORTRAIT(S), AND/OR SIGNATURE(S) SHOWN IN THE MARK IDENTIFIES GRIGORI PETROVICH "GRABOVOI", WHOSE CONSENT(S) TO REGISTER IS MADE OF RECORD.

SER. NO. 85-255,787, FILED PR. 3-2-2011; AM. S.R. 7-12-2012.

VERNA BETH RIRIE, EXAMINING ATTORNEY



*Laura Street, Esq.*  
Acting Director of the United States Patent and Trademark Office



# Declaration of Conformity

## DEKLARACIJA O USAGLAŠENOSTI broj 24

Mi (proizvođač)

**Preduzetnik Grigorii Grabovoi PR**  
**KONSALTING TECHNOLOGIES OF ETERNAL DEVELOPMENT**  
**Kneza Mihaila 21A (lok 113 TC Milenijum)**  
**11102 Beograd, Srbija**

izjavljujemo pod sopstvenom odgovornošću da je proizvod:

Naziv proizvoda: **Uređaj za razvoj koncentracija večnog života PRK-1U tri - mod**  
Robna marka: **GRABOVOI ®**  
**GRIGORI GRABOVOI ®**  
Tip / Model: **PRK-1U tri - mod**

u skladu sa bitnim zahtevima sledećih propisa:

- I Pravilnik o elektromagnetskoj kompatibilnosti ("Sl. glasnik RS", br.25/2016 )
- II Pravilnik o električnoj opremi namenjenoj za upotrebu u okviru određenih granica napona ("Sl. glasnik RS", br.25/2016)

Primenjeni su sledeći standardi:

- I SRPS EN 55014-1:2010 + A1:2010 + A2:2012  
SRPS EN 55014-2:2015
- II SRPS EN 60335-1:2012 + A11:2015 + AC:2014

Ocenjivanje usaglašenosti su sproveda sledeća imenovana tela:

- I Idivorski laboratorije doo Beograd (I038), broj Sertifikata o pregledu tipa 00004 00502  
21.08.2018.
- II Institut za nuklearne nauke Vinča – Biro za sertifikaciju doo Beograd (I003) , broj  
Potvrde o usaglašenosti VINCA.PU.18.AD262 date 03.09.2018.

Mesto i datum izdavanja:

Beograd, 04.09.2018.

Grigorii Grabovoi pr  
KONSALTING TECHNOLOGIES  
OF ETERNAL DEVELOPMENT  
BEOGRAD

Odgovorna osoba  
(ime i prezime / funkcija)



# Certificate of the "Idvorsky Laboratories" on Compliance with the accepted standards

Idvorski laboratorije d.o.o. Beograd  
Volgina 15, 11060 Beograd  
tel: +381 11 6776329  
[www.idvorsky.com](http://www.idvorsky.com)  
[office@idvorsky.com](mailto:office@idvorsky.com)  
Sertifikaciono telo



**SERTIFIKAT O PREGLEDU TIPa broj 00004 00502**

prema **Pravilniku o elektromagnetskoj kompatibilnosti** (Službeni glasnik RS br. 25/2016)

DATUM IZDAVANJA: 21.08.2018. VAŽI DO: 20.08.2028.

PODNOŠILAC ZAHTEVA: **Preduzetnik Grigorij Grabovoi PR  
KONSALTING TECHNOLOGIES OF ETERNAL DEVELOPMENT  
Kneza Mihaila 21A lokal 113, 11102 Beograd**

NAZIV / VRSTA APARATA: Uređaj za razvoj koncentracija vječnog života PRK-1U tri-mod

ROBNA MARKA: GRABOVOI ®  
GRIGORI GRABOVOI ®

PROIZVOĐAČ: Preduzetnik Grigorij Grabovoi PR  
KONSALTING TECHNOLOGIES OF ETERNAL DEVELOPMENT  
Kneza Mihaila 21A lokal 113, 11102 Beograd

TIP / MODEL: PRK-1U tri-mod

## Opis aparata (prozvoda), namena i tehnički podaci:

Uređaj za razvoj koncentracija (ne smatra se medicinskim uređajem).

### Tehnički podaci:

- Ulazni napon: 100 - 240 V; 50 Hz / 60 Hz; 0,45 A max
- Potrošnja: ≤ 12 W
- Dimenzije: 250 mm x 190 mm x 80 mm
- Težina: 1 kg

## Izveštaji sa ispitivanja

Primenjeni standardi:	Broj izveštaja:	Izdat od:	Datum:
SRPS EN 55014-1:2010 + A1:2010 + A2:2012			
SRPS EN 55014-2:2015			
SRPS EN 61000-3-2:2014	#496	Idvorsky Laboratories	06.08.2018.
SRPS EN 61000-3-3:2014			

## Ostala tehnička dokumentacija

	Oznaka:	Datum:
1. Deklaracija o usaglašenosti	18	13.08.2018.
2. Spisak sastavnih delova	/	/
3. Uputstvo za rukovanje	/	/
4. Električna šema	1/1	/
5. Montažna šema	/	/
6. Tehnički podaci o komponentama	više	/

obrazac ILCB.T102.04/01

EMC Sertifikat o pregledu tipa broj: 00003-00502

strana 1 od 2

## Prilozi

Nema

## Napomene

Sertifikat važi samo za uređaj sa:

- AC/DC adapterom 100-240V (50/60 Hz, 0,45 A max) / 12V DC (1 A max)

Proizvođač: SHENZEN JINHUASHENG POWER TECHNOLOGY CO. LTD. Kina

Model: RS-AB1000

- dodatna 5 ferita (EMI suppression cores): 4 unutar uređaja (sa trostrukim navojem) i 1 (sa dvostrukim navojem) postavljen na kabl za napajanje uz već postojeći ferit koji dolazi uz AC/DC adapter.

Proizvođač: Crown Ferrite Enterprise Co., Taiwan

Model: CF655N

Pregledom tipa opreme, tj. pregledom tehničke dokumentacije dostavljene od strane podnosioca, izdaje se:

### ZAKLJUČAK

BITNI ZAHTEVI	ISPUNJENI U POTPUNOSTI	ISPUNJENI ZA TRAŽENI OBIM PREGLEDA	NISU OBUHVAĆENI PREGLEDOM
1) elektromagnetske smetnje koje prouzrokuje oprema ne prelaze nivo iznad kog radio i telekomunikaciona oprema ili druga oprema ne može da radi kako je predviđeno	<input checked="" type="checkbox"/>	<input type="checkbox"/> (*)	<input type="checkbox"/>
2) nivo imunosti opreme na elektromagnetske smetnje koje se očekuju pri upotrebi opreme su u skladu sa njenom predviđenom namenom, koji toj opremi omogućava da radi bez neprihvatljivog pogoršanja njenih radnih karakteristika za predviđenu namenu	<input checked="" type="checkbox"/>	<input type="checkbox"/> (*)	<input type="checkbox"/>
(*) Aspekti bitnih zahteva i relevantnih elektromagnetnih pojava obuhvaćeni traženim obimom pregleda:			
/			

### Uslovi važenja sertifikata:

- Sertifikat važi samo uz sve priloge. Zabranjeno je kopiranje i umnožavanje, osim u celosti.
- Sertifikat ne važi ukoliko su na proizvodu sprovedene izmene. Izmene se moraju prijaviti Idvorski laboratorijama radi provere usaglašenosti sa tipom i izdavanja dopune/izmene/novog sertifikata po potrebi.
- Obezbeđenje ispunjenosti bitnih zahteva ili relevantnih elektromagnetnih pojava koje nisu obuhvaćene ovim pregledom tipa je obaveza proizvođača (vidi zaključak). Proizvođač je odgovoran za usaglašenost opreme/aparata/proizvoda prema svim primenljivim propisima.
- Usaglašenost svakog komada opreme/aparata/proizvoda sa tipom je obaveza i odgovornost proizvođača koji preduzima mere interne kontrole proizvodnje.
- Podnosilac zahteva snosi odgovornost za autentičnost dostavljene tehničke dokumentacije i u obavezi je da istu i Sertifikat čuva 10 godina od dana proizvodnje poslednjeg uređaja.

Mesto izdavanja:

Beograd



Direktor:

Saša Jorgovanović, dipl.el.inž.

# The Report to the Certificate in English

IDVORSKY LABORATORIES Ltd. Belgrade  
 Volgina 15, 11060 Belgrade, Serbia  
[www.idvorsky.com](http://www.idvorsky.com)  
[office@idvorsky.com](mailto:office@idvorsky.com)  
 Phone: +381 11 6776329



EMC TEST REPORT #

496

Date of the report

06.08.2018.

Date of testing

19. – 26.07.2018.

Job #

496



Customer

**Grigorii Grabovoi PR KONSALTING TECHNOLOGIES OF ETERNAL DEVELOPMENT**, Kneza Mihaila 21A lok 113 TC Milenijum, 11102 Beograd, Serbia

Manufacturer

**Grigorii Grabovoi PR KONSALTING TECHNOLOGIES OF ETERNAL DEVELOPMENT**, Kneza Mihaila 21A lok 113 TC Milenijum, 11102 Beograd, Serbia

EUT

**The device of development of concentrations of eternal life PRK-1U is of three-modes**

Model/Serial No.

PRK-1U three-modes  
 S/N: P160327 (first sample delivered)  
 S/N: P160823 (second sample delivered)

Test result

(according to methods and criteria reported in Clause 4 only)

**PASS**

Remarks: None.

Tested by:

LAB engineer  
 Andrijana Lazic

LAB engineer  
 Milivoje Miletic

Verified by:

LAB engineer Andrijana Lazic



Approved by:

p.p. Technical Manager Saša Jorgovanovic

The electromagnetic compatibility (EMC) tests and the test results are valid for the tested product (EUT) sample only.

The test report isn't valid without signatures/authorization and shall not be reproduced except in full.  
 EMC test report #496

form IL.QP.05.01/02.2  
 page 1 of 37

## 1. CONTENTS

- 0. Front page
- 1. Contents
- 2. Product identification
  - 2.1. Data
  - 2.2. Photographs/schematics
  - 2.3. Operation modes
  - 2.4. Associated/auxiliary equipment
  - 2.5. Performance criteria
  - 2.6. Product related notes
- 3. Test conditions
- 4. Test methods and short overview of the results
- 5. Test results
  - 5.1. Conducted RF emission test
  - 5.2. Radiated RF emission test
  - 5.3. Harmonics emission test
  - 5.4. Flicker limitations test
  - 5.5. Immunity to conducted RF disturbances
  - 5.6. Radiated RF field immunity test
  - 5.7. EFT/Burst immunity test
  - 5.8. Surge immunity test
  - 5.9. Immunity to voltage dips and interruptions
  - 5.10. Electrostatic discharge (ESD) immunity test
- 6. Test equipment data
- 7. Measurement uncertainty
- 8. General remarks
- 9. Appendixes



## 2. Product identification

### 2.1. Data

EUT description: Development of concentrations providing eternal life for all is carried out by the concentration of attention on the receiver of generated bio-signal and in the same time control for achieving result of the concentrations. It is known in psychology that the longer the concentration is carried out, the faster the goal is achieved, and the events are optimized. The device, in addition to this factor of psychology, according to the law of universal connections has a control of the goal of concentration through superposition of the fields from generation of the bio-signal, electromagnetic fields. The device develops concentrations of creative control.

The device has been created by Grigori Grabovoi on the bases on his two currently effective patented inventions: "Method of prevention of catastrophes and the device for its realization" and "Information transmission system". In the patent "Information transmission system" has been written that it is known in the theory of wave synthesis that a thought generated emission may exist in two quantum states simultaneously. One of these states is located on the sensor element of the transmitter of the signals and another on the receiver of the signals. This makes it possible to create devices for ensuring eternal life, which interact with thinking. In the patented inventions of Grigori Grabovoi it is written that human operator generates information in the form of the emission of thought. In order to activate the function of the device "PRK - 1U" a person concentrates emission of creative thought on the lenses located on the upper surface of the device.

### General technical characteristics of the EUT

- Input voltage: 100-240V, 50Hz / 60Hz, 0,45 A Max
- Power consumption: no more than 12 watts
- Size: 250 mm x 190 mm x 80 mm
- Weight: 1 kg

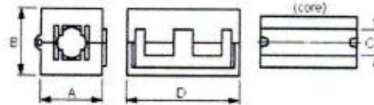
**Note:** the EUT is not considered to be a medical device.

**Note:** two EUT samples of the same model were delivered. Following the customer's request, the **first sample (S/N: P160327)** was to be used for every test except for radiated RF emissions test. The **second sample (S/N: P160823)**, which contained added ferrite beads (details given below), was to be used only for the radiated RF emissions test. Four ferrite beads were placed inside the EUT (3 turns each), one was placed outside on the power cable of the AC/DC adapter. The second sample also contains a ferrite bead which comes with the AC/DC adapter. Also, there is a difference in the lengths of the power cables. The length of the power cable (cable between the adapter and the DC input power port) of the first sample is 1 m, while the second sample has a 1.2 m long power cable.

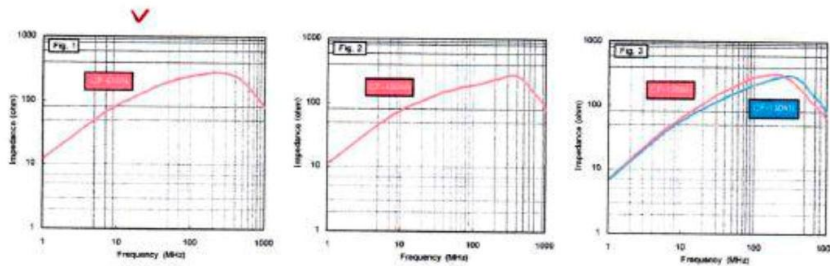
#### AC/DC adapter information

<b>Manufacturer:</b>	SHENZEN JINHUASHENG POWER TECHNOLOGY CO. LTD.
<b>Model:</b>	RS-AB1000
<b>Made in:</b>	China

## Split EMI Suppression Cores (CF Series)



Part Number	A (mm)	B (mm)	C (mm)	D (mm)	Typical Impedance (ohm)		Z-F Fig.
					25MHz	100MHz	
✓ CF-65SN	17.8	19.5	6.5	32.5	140	240	①
CF-100SN	22.3	23.3	10.0	32.6	120	190	2
CF-130SN	29.6	30.5	13.0	33.0	125	280	3



Description of the added ferrite beads (the red marker indicates the model that was used) to the second sample (the sample used for the radiated RF emission test)

Manufacturer of the added ferrite beads:

Crown Ferrite Enterprise Co., 17, Alley 14, Lane 165,  
 Kang-Ning Rd., Sec. 3, Nei-Hu District Taipei, Taiwan



Ferrite beads placed inside the second sample



Ferrite bead placed outside the second sample on the AC/DC adapter's power cable



## 2.2. Photographs/schematics



EUT (first sample), front



EUT (first sample), top



EUT (first sample), right side




EUT (first sample), left side




EUT (first sample), rear



EUT (first sample), bottom



AC/DC adapter (first sample)



EUT (first sample), inside





EUT (second sample), front



EUT (second sample), top




EUT (second sample), right side



EUT (second sample), left side



EUT (second sample), rear



EUT (second sample), bottom



AC/DC adapter (second sample)



EUT (second sample), inside

### 2.3. Operation modes

Operation mode	Description of operation mode and exercise method
<b>Third mode of operation</b>	The EUT is connected to the 230 V, 50 Hz mains electrical grid and is turned on using button 1. The EUT is now in its first operation mode, which is a kind of standby mode. Pressing button 2 turns on the LEDs. This is the second mode of operation. The third mode of operation is achieved by turning the EUT off using button 1, while button remains in the on position, and then turning it back on. The light coming from the LEDs within the EUT is now pulsating.

### 2.4. Associated/auxiliary equipment

None.

### 2.5. Performance criteria

#### 2.5.1. Emission criteria

Conducted RF emissions 150 kHz – 30 MHz: Required emission limits are according to the customer's request and also in accordance with table 1, clause 4.1.1.3 of EN 55014-1:2006 + A1:2009 + A2:2011.

Radiated RF emissions 30 MHz – 1 GHz: Required emission limits are according to the customer's request and also in accordance with table 4, clause 4.1.3 of EN 55014-1:2006 + A1:2009 + A2:2011.

Harmonics emission test: Required emission limits are according to the customer's request and also in accordance with table 1 for class A equipment from Annex A of the EN 61000-3-2:2014.

Flicker limitations test: Required emission limits are according to the customer's request and also in accordance with clause 5 of EN 61000-3-3:2013.

#### 2.5.2. Immunity criteria

Performance criteria:	
Description of normal operation or performance degradation and monitoring	Operation mode
<p><b>Criterion A</b> – The apparatus shall continue to operate as intended during the test. No degradation of performance or loss of function is allowed below a performance level (or permissible loss of performance) specified by the manufacturer, when the apparatus is used as intended. If the minimum performance level or the permissible performance loss is not specified by the manufacturer, then either of these may be derived from the product description and documentation, and from what the user may reasonably expect from the apparatus if used as intended.</p> <p>The disturbances may not influence the EUT's performance in any way. No restart, change of operation mode or change in the pulsating light's intensity or repetition frequency, which is constantly visually monitored, is allowed.</p>	<b>Third mode of operation</b>

<p><b>Criterion B</b> – <i>The apparatus shall continue to operate as intended after the test. No degradation of performance or loss of function is allowed below a performance level (or permissible loss of performance) specified by the manufacturer, when the apparatus is used as intended. During the test, degradation of performance is allowed, however no change of actual operating state or stored data is allowed to persist after the test. If the minimum performance level or the permissible performance loss is not specified by the manufacturer, then either of these may be derived from the product description and documentation, and from what the user may reasonably expect from the apparatus if used as intended.</i></p> <p>The disturbances may not cause the EUT to restart or change its operation mode, but may temporarily (i.e. a few seconds) influence the operation mode, i.e. changing the pulsating light's intensity or repetition frequency. No human intervention is allowed to assist the EUT to get rid of any lasting changes the disturbances may have had on the EUT's operation mode.</p>	
<p><b>Criterion C</b> – <i>Temporary loss of function is allowed, provided the function is self-recoverable or can be restored by the operation of the controls, or by any operation specified in the instructions for use.</i></p> <p>The disturbances may cause the EUT to restart, change its operation mode, or influence in any way its current operation mode. Any influences on the EUT's performance must be either temporary, or removable by human intervention.</p>	

#### 2.6. Product related notes

None.

### 3. Test conditions

Temperature: 20.5 – 23.7 °C  
Relative humidity: 42 – 49.8 % RH  
Atmospheric pressure: 989 - 995 hPa



#### 4. Test methods and short overview of the results

EUT is tested in the laboratory.

EUT is tested as tabletop equipment.

EUT is tested as category II equipment from clause 7.2.2 of EN 55014-2:2015.

According to criteria from Clause 2.5 of the report and the test plan according to the customer's request:

METHOD / STANDARD	PORT	TEST LEVEL (STANDARD)	OPERATING MODE	CRITERIA REQUESTED	RESULT
Conducted RF emissions EN 55014-1:2006 + A1:2009 + A2:2011	AC input power port	EN 55014-1:2006 + A1:2009 + A2:2011 Table 1, clause 4.1.1.3 150 kHz - 30 MHz Measurement by application of LISN.	Third mode of operation	/	<b>PASS</b>
Radiated RF emissions Referenced <sup>(1)</sup> EN 55022:2006 To apply EN 55022:2010 + AC:2011	Enclosure port	EN 55014-1:2006 + A1:2009 + A2:2011 Table 3, clause 4.1.3 30 MHz - 1 GHz Measurement at 3 m distance in semi-anechoic chamber.	Third mode of operation	/	<b>PASS</b>
Harmonics emission test EN 61000-3-2:2014	AC input power port	EN 61000-3-2:2014 Class A, table 1 Test type: fluctuating harmonics 2.5 min Test voltage 230 V, 50 Hz Time window: 200 ms	Third mode of operation	/	<b>PASS</b>
Flicker limitations test EN 61000-3-3:2013	AC input power port	EN 61000-3-3:2013 Clause 5 Test voltage 230 V, 50 Hz Observation period: 10 min Number of observations: 1	Third mode of operation	/	<b>PASS</b>
Immunity to radiated RF field EN 61000-4-3:2006+ A1:2008+A2:2010	Enclosure	EN 55014-2:2015 clause 5.5 3 V/m, AM 80 %, 1 kHz 1 s dwell time 80 MHz – 1000 MHz Test performed in SAC UFA: 1.5 m x 1.5 m, 2.3 m from the antenna	Third mode of operation	A	<b>PASS</b>
Immunity to conducted RF disturbances EN 61000-4-6:2014	AC input power port	EN 55014-2:2015 clause 5.3 3 V, AM 80 %, 1 kHz 1 s dwell time Disturbances applied through CDN M216	Third mode of operation	A	<b>PASS</b>
Immunity to EFT/Burst EN 61000-4-4:2012	AC input power port	EN 55014-2:2015 clause 5.2 Laboratory test CDN, common mode ±1 kV (peak), 5/50 Tr/Th ns, Repetition frequency: 5 kHz Duration: 120 s per polarity	Third mode of operation	B	<b>PASS</b>



Immunity to surge EN 61000-4-5:2014	AC input power port	EN 55014-2:2015 clause 5.6 1,2/50 (8/20) Tr/Th $\mu$ S $\pm 1$ kV phase line to neutral line 5 positive and 5 negative pulses Pause: 60 s Generator impedance: 2 $\Omega$ Phase angle: 90 deg for positive, 270 deg for negative pulses Pulses to be applied through CDN	Third mode of operation	B	<b>PASS</b>
Immunity to ESD EN 61000-4-2:2009	Enclosure	EN 55014-2:2015 clause 5.1 Table-top equipment 4 kV (charge voltage)(Contact discharge) at horizontal and vertical conducting plane, screws, metallic parts of the housing, metallic plates 8 kV (charge voltage) (Air discharge) at buttons, plastic housing, vents, ac/dc adapter housing No post-installation test	Third mode of operation	B	<b>PASS</b>
Immunity to voltage dips and interruptions EN 61000-4-11:2004	AC input power port	EN 55014-2:2015 clause 5.7 Supply voltage 230 V, 50 Hz Changes of supply voltage occur at zero crossings of the voltage Number of applications: 3 Pause duration between applications: 10 s Voltage dip to: 70%/40%/0% for 25/10/0.5 cycles	Third mode of operation	C	<b>PASS</b>

- (1) Referenced test method as specified by EN 55014-1:2006 + A1:2009 + A2:2011 in Annex ZA. The laboratory shall apply the test standard according to its scope of accreditation as noted. The standards have been compared previously and no significant changes in the test methods consigned to the testing had been found.

## 5. Test results

### 5.1. Conducted RF emissions

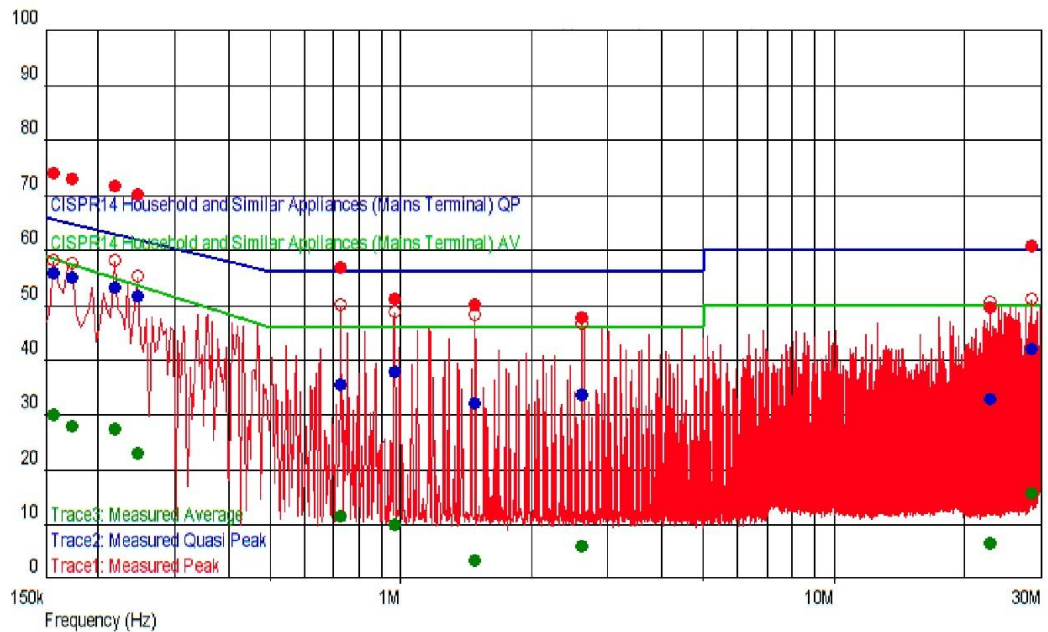
Date: 19.07.2018.  
Test standard: EN 55014-1:2006 + A1:2009 + A2:2011  
Tested by: Andrijana Lazić

#### 5.1.1. Set up



Port under test:	AC power port
AC power port voltage:	223 V, 50 Hz
Frequency range:	150 kHz – 30 MHz
Pre-scan dwell time:	10 ms
Pre-scan detector:	Peak
Step:	4 kHz
Final measurement time:	15 s
EUT operation mode:	Third mode of operation

### 5.1.2. Results



f [MHz]	Pk level [dBuV]	QP level [dBuV]	QP limit [dBuV]	QP margin [dB]	Av level [dBuV]	Av limit [dBuV]	Av margin [dB]	LINE
0.158	73.825	55.54	65.568	-10.03	29.765	58.439	-28.674	N
0.174	72.768	54.78	64.767	-9.99	27.848	57.397	-29.549	L1
0.218	71.444	52.9	62.895	-9.99	27.114	54.963	-27.849	L1
0.246	69.809	51.55	61.891	-10.34	22.739	53.658	-30.919	L1
0.726	56.769	35.36	56	-20.64	11.259	46	-34.741	L1
0.966	50.799	37.56	56	-18.44	9.689	46	-36.311	L1
1.482	49.945	32.01	56	-23.99	3.355	46	-42.645	N
2.614	47.5	33.34	56	-22.66	5.74	46	-40.26	L1
22.91	49.395	32.79	60	-27.21	6.445	50	-43.555	L1
28.498	60.608	41.76	60	-18.24	15.458	50	-34.542	L1

Test result: **PASS**

### 5.1.3. Deviations

None.


### 5.1.4. Comments

None.

## 5.2. Radiated RF emissions


Date: 26.07.2018.  
Test standard: EN 55022:2010 + AC:2011  
Tested by: Milivoje Miletić

### 5.2.1. Set up:



Setup, front view





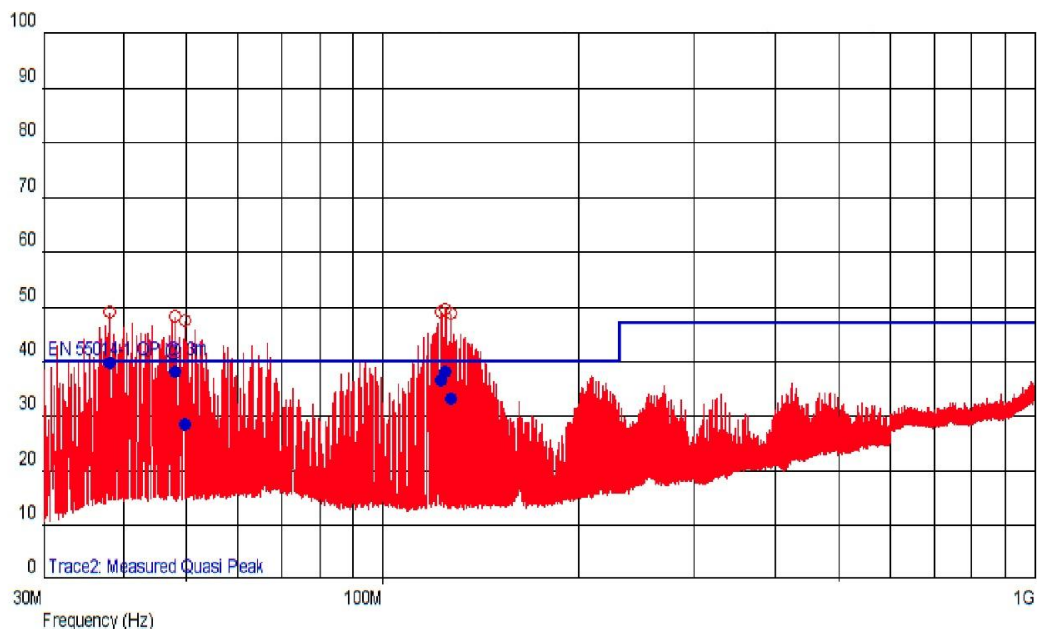
Setup, rear view

Test location: semi-anechoic chamber  
EUT to antenna distance: 3 m  
EUT operation mode: EMC operation mode

Limits:

Frequency range [MHz]	Quasi-peak limit dB( $\mu$ V/m)
30 – 230	40
230 – 1000	47

## 5.2.2. Results:



## List of selected disturbances:

Frequency [MHz]	QP level [dBuV/m]	QP limit [dBuV/m]	Margin [dB]	Antenna polarization	Azimuth [deg]	Antenna height [m]
38.000800	39.36	40	-0.64		12	1.06
48.040850	37.94	40	-2.06		261	1.06
49.719025	28.36	40	-11.64		181	3.7
122.599650	36.37	40	-3.63		156	1.95
124.599925	37.96	40	-2.04		162	1.61
127.319750	32.91	40	-7.09		95	2.62

Test result: **PASS**

## 5.2.3. Deviations

None.

## 5.2.4. Comments

These test results are valid only with the used ferrite beads described in clause 2.1.

### 5.3. Harmonics emission test

Date: 19.07.2018.  
Test standard: EN 61000-3-2:2014  
Tested by: Milivoje Miletić

#### 5.3.1. Set up



Parameter	Equipment setting
Device class	A
Test type	Fluctuating harmonics, 2.5 min
Test voltage	230V, 50 Hz
Time window	200 ms
Operation mode	Third mode of operation

### 5.3.2. Results

Maximum RMS current and corresponding values in timewindow 65:

Voltage: 230.31 Vrms THD=0.01 % THV=0.027 V POHV=0.009 V PWHD=0.03 %  
Current: 0.048 Arms THD=514.60 % THC=0.042 A POHC=0.012 A PWHD=1106.32 %  
Power: 1.8 W P1=1.8 W 11.1 VA  
Power factor: 0.165 CosPhi: 0.978

HARMONIC ANALYSIS: Test PASS  
Tobs = entire measurement; POHC: avg=0.00 A, limits=0.25 A  
Iavg=0.042 Arms

Entire measurement (2.5 min = 750 time windows)										Worst 2.5 min		Average		P A S S	F A I L
Ha	Maximum	Window	EN61000-3-2 Class A	Margin in MaxWin	100 to 150%	150 to 200%	Ex- ceeded	100 to 150%	Ex- ceeded	Value	Ex- ceeded				
DC	-0.0048 A	372	-----	-----	0	0	0	n.e.	n.e.	-0.0013 A	0	X			
1	0.0083 A	453	-----	-----	0	0	0	n.e.	n.e.	0.0075 A	0	X			
2	0.0068 A	64	1.0800 A	-99.4 %	0	0	0	n.e.	n.e.	0.0045 A	0	X			
3	0.0180 A	86	2.3000 A	-99.2 %	0	0	0	n.e.	n.e.	0.0161 A	0	X			
4	0.0090 A	65	0.4300 A	-97.9 %	0	0	0	n.e.	n.e.	0.0062 A	0	X			
5	0.0164 A	86	1.1400 A	-98.6 %	0	0	0	n.e.	n.e.	0.0148 A	0	X			
6	0.0085 A	58	0.3000 A	-97.2 %	0	0	0	n.e.	n.e.	0.0060 A	0	X			
7	0.0143 A	86	0.7700 A	-98.1 %	0	0	0	n.e.	n.e.	0.0129 A	0	X			
8	0.0079 A	58	0.2300 A	-96.6 %	0	0	0	n.e.	n.e.	0.0057 A	0	X			
9	0.0119 A	93	0.4000 A	-97.0 %	0	0	0	n.e.	n.e.	0.0108 A	0	X			
10	0.0071 A	58	0.1840 A	-96.1 %	0	0	0	n.e.	n.e.	0.0053 A	0	X			
11	0.0095 A	93	0.3300 A	-97.1 %	0	0	0	n.e.	n.e.	0.0086 A	0	X			
12	0.0063 A	51	0.1533 A	-95.9 %	0	0	0	n.e.	n.e.	0.0048 A	0	X			
13	0.0073 A	93	0.2100 A	-96.5 %	0	0	0	n.e.	n.e.	0.0066 A	0	X			
14	0.0057 A	51	0.1314 A	-95.7 %	0	0	0	n.e.	n.e.	0.0044 A	0	X			
15	0.0057 A	86	0.1500 A	-96.2 %	0	0	0	n.e.	n.e.	0.0051 A	0	X			
16	0.0051 A	51	0.1150 A	-95.6 %	0	0	0	n.e.	n.e.	0.0039 A	0	X			
17	0.0050 A	86	0.1324 A	-96.2 %	0	0	0	n.e.	n.e.	0.0043 A	0	X			
18	0.0045 A	72	0.1022 A	-95.6 %	0	0	0	n.e.	n.e.	0.0034 A	0	X			
19	0.0049 A	86	0.1184 A	-95.9 %	0	0	0	n.e.	n.e.	0.0040 A	0	X			
20	0.0041 A	72	0.0920 A	-95.5 %	0	0	0	n.e.	n.e.	0.0031 A	0	X			
21	0.0049 A	65	0.1071 A	-95.5 %	0	0	0	n.e.	n.e.	0.0040 A	0	X			
22	0.0038 A	72	0.0836 A	-95.4 %	0	0	0	n.e.	n.e.	0.0028 A	0	X			
23	0.0048 A	65	0.0978 A	-95.1 %	0	0	0	n.e.	n.e.	0.0040 A	0	X			
24	0.0036 A	72	0.0767 A	-95.3 %	0	0	0	n.e.	n.e.	0.0027 A	0	X			
25	0.0045 A	65	0.0900 A	-94.9 %	0	0	0	n.e.	n.e.	0.0038 A	0	X			
26	0.0034 A	72	0.0708 A	-95.2 %	0	0	0	n.e.	n.e.	0.0026 A	0	X			
27	0.0041 A	35	0.0833 A	-95.0 %	0	0	0	n.e.	n.e.	0.0035 A	0	X			
28	0.0032 A	179	0.0657 A	-95.1 %	0	0	0	n.e.	n.e.	0.0025 A	0	X			
29	0.0037 A	35	0.0776 A	-95.2 %	0	0	0	n.e.	n.e.	0.0032 A	0	X			
30	0.0031 A	179	0.0613 A	-94.9 %	0	0	0	n.e.	n.e.	0.0024 A	0	X			
31	0.0034 A	35	0.0726 A	-95.3 %	0	0	0	n.e.	n.e.	0.0029 A	0	X			
32	0.0029 A	179	0.0575 A	-94.9 %	0	0	0	n.e.	n.e.	0.0023 A	0	X			
33	0.0032 A	35	0.0682 A	-95.3 %	0	0	0	n.e.	n.e.	0.0028 A	0	X			
34	0.0027 A	179	0.0541 A	-94.9 %	0	0	0	n.e.	n.e.	0.0022 A	0	X			
35	0.0030 A	35	0.0643 A	-95.3 %	0	0	0	n.e.	n.e.	0.0027 A	0	X			
36	0.0025 A	179	0.0511 A	-95.1 %	0	0	0	n.e.	n.e.	0.0020 A	0	X			
37	0.0029 A	86	0.0608 A	-95.2 %	0	0	0	n.e.	n.e.	0.0026 A	0	X			
38	0.0024 A	79	0.0484 A	-95.1 %	0	0	0	n.e.	n.e.	0.0019 A	0	X			
39	0.0028 A	35	0.0577 A	-95.1 %	0	0	0	n.e.	n.e.	0.0024 A	0	X			
40	0.0022 A	79	0.0460 A	-95.2 %	0	0	0	n.e.	n.e.	0.0018 A	0	X			

average value < 0.6 % of Iavg or < 5 mA n.e. = not evaluated

Limits: Given in table above and defined in standard  
EN 61000-3-2:2014.

Test result: **PASS**

### 5.3.3. Deviations

None.

### 5.3.4. Comments

None.



#### 5.4. Flicker limitations test

Date: 19.07.2018.  
Test standard: EN 61000-3-3:2013  
Tested by: Milivoje Miletić

##### 5.4.1. Set up



Parameter	Setting
Test voltage	230 V, 50 Hz
Number of observations	1
Observation period	10 min
Operation mode	Third mode of operation

#### 5.4.2. Results

##### FLICKER: Test PASS!

Time	Pmax	Pst	Sliding Plt	d(t)>3.30% [s]	dmax [%]	dc [%]	PASS	FAIL
12:05:28	0.001	0.0210	- . - - -	0.000	+0.000	- . - - -	X	
Limits:		1.000	0.650	0.500	4.000	3.300		
Plt: 0.009173 (calculated over 12 periods)							X	
Evaluated: PST, PLT, Sliding PLT, dc, dmax, d(t)								

##### FLICKER: Source test PASS!

Time	Pmax	Pst	Sliding Plt	d(t)>3.30% [s]	dmax [%]	dc [%]	PASS	FAIL
12:05:28	0.000	0.0040	- . - - -	0.000	+0.000	- . - - -	X	
Plt: 0.001747 (calculated over 12 periods)								
Evaluated: PST <= 0.4 dmax < 20 % dmax1								

Limits: Given in table above and defined in standard  
EN 61000-3-3:2013.

Test result: **PASS**

#### 5.4.3. Deviations

None.


#### 5.4.4. Comments

None.

#### 5.5. Immunity to conducted RF disturbances

Date: 24.07.2018.  
Test standard: EN 61000-4-6:2014  
Tested by: Milivoje Miletic

##### 5.5.1. Set up



Frequency range: 150 kHz – 80 MHz  
Test level: 3 V  
Modulation: 80 % AM, 1 kHz sine wave carrier  
Frequency step: 1 % with dwell time 1 s  
Injection ports: AC power port (CDN M216)  
EUT operation mode: Third mode of operation

#### 5.5.2. Results

A - During and after the test the EUT operated correctly and no changes were recorded in EUT behaviour.

Required performance criterion: A

Test result: **PASS**

#### 5.5.3. Deviations

None.

#### 5.5.4. Comments


None.



#### 5.6. Immunity to radiated RF field

Date: 19.07.2018.  
Test standard: EN 61000-4-3: 2006 + A1:2008 + A2:2010  
Tested by: Milivoje Miletić

##### 5.6.1. Set up



Frequency range: 80 MHz – 1 GHz  
Frequency step: 1 %  
Dwell time: 1 s  
Level: 3 V/m  
Polarization: HOR and VER  
Modulation: 80 % AM; 1 kHz sine wave carrier  
UFA: 1.5 x 1.5 m at 0.8 m height at 2.3 m distance from antenna  
EUT operation mode: Third mode of operation

#### 5.6.2. Results

3 V/m	80 MHz – 1 GHz HOR	80 MHz – 1 GHz VER
Front	A	A
Rear	A	A
Left	A	A
Right	A	A

A - During and after the test EUT operated correctly and no changes were recorded in EUT behaviour.

Required performance criterion: A

Test result: **PASS**

#### 5.6.3. Deviations

None.


#### 5.6.4. Comments

None.

#### 5.7. EFT/Burst immunity test

Date: 14.07.2018.  
Test standard: EN 61000-4-4:2012  
Tested by: Milivoje Miletić

##### 5.7.1. Set up



Level:  $\pm 1$  kV  
Duration: 120 s per polarity  
Coupling: Coupling/Decoupling network  
Port: AC mains port  
Frequency: 5 kHz  
Burst time: 75 spikes  
Repetition time: 300 ms  
EUT operation mode: Third mode of operation

#### 5.7.2. Results

Port	Test level [kV]	Required performance criterion	Result	Comments
AC power port	$\pm 1$	B	A	During and after the test EUT operated correctly and no changes were recorded in EUT behaviour.

Required performance criterion: B

Test result: **PASS**

#### 5.7.3. Deviations

None.

#### 5.7.4. Comments


None.



#### 5.8. Immunity to surge

Date: 26.07.2018.  
Test standard: EN 61000-4-5:2014  
Tested by: Milivoje Miletić

##### 5.8.1. Set up



Port under test:	AC mains port
AC power port voltage:	230 V, 50 Hz
Test level:	$\pm 1$ kV (peak) Line-to-line, differential mode Generator impedance: $2 \Omega$
Pulse shape:	1.2/50 (8/20) $\mu$ s
Number of pulses:	5 POS and 5 NEG
Pause:	60 s
Synchronization angle:	90° for positive, 270° for negative pulses
EUT operation mode:	Third mode of operation

#### 5.8.2. Results

A - During and after the test the EUT operated correctly and no changes were recorded in EUT behaviour.

Required performance criterion: B

Test result: **PASS**

#### 5.8.3. Deviations

None.


#### 5.8.4. Comments

None.

#### 5.9. Dips and short interruptions immunity test

Date: 26.07.2018.  
Test standard: EN 61000-4-11:2004  
Tested by: Milivoje Miletic

##### 5.9.1. Set up



EUT operation mode: Third mode of operation  
Changes to occur at: 0 degree crossover point of the voltage waveform.

#### 5.9.2. Results

Test	Repetition time [s]	Test duration [trials]	T-event [cycles]	Voltage dip to [%]	Required performance criterion	Result	Comments
<b>Voltage dips and short interruptions</b>	10	3	0.5	0	C	A	No changes in the EUT's performance observed.
	10	3	10	40	C	A	No changes in the EUT's performance observed.
	10	3	25	70	C	A	No changes in the EUT's performance observed.

Required performance criterion: C

Test result: **PASS**

#### 5.9.3. Deviations

None.

#### 5.9.4. Comments


None.



#### 5.10. Immunity to ESD

Date: 24.07.2018.  
Test standard: EN 61000-4-2:2009  
Tested by: Milivoje Miletić

##### 5.10.1. Set up



EUT operation mode: Third mode of operation


Environment conditions:

Temperature: 21.3 °C  
Relative humidity: 42.1 % RH  
Atmospheric pressure: 993 hPa


## 5.10.2. Results

Discharge type – Contact discharge (A, B, C, D – performance criteria, X – not tested)			
Test level [kV]	+4	-4	Notes
Place of discharge			
HCP	A	A	No deviations observed.
VCP	A	A	No deviations observed.
Screws	A	A	No deviations observed.
Metallic parts of the housing (discharge points 1~2, 9~10)	A	A	No deviations observed.
Metallic plates (discharge points 3~8)	A	A	No deviations observed.


Discharge type – Air discharge (A, B, C, D – performance criteria, X – not tested)							
Test level [kV]	+2	-2	+4	-4	+8	-8	Notes
Place of discharge							
Housing	A	A	A	A	A	A	No discharge. No deviations observed.
Buttons	A	A	A	A	A	A	No discharge. No deviations observed.
Vents	A	A	A	A	A	A	No discharge. No deviations observed.
AC/DC adapter housing	A	A	A	A	A	A	No discharge. No deviations observed.



Discharge points 1~2



Discharge points 3~8



Discharge points 9~10

Required performance criterion: B

Test result: **PASS**

5.10.3. Deviations

None.

5.10.4. Comments

None.

## 6. Measurement equipment data

The following test equipment is used for tests:

Type	Manufacturer	Model	Ser.No.	IN number	USED IN TEST/-S Reported in the Clause/-s:
ESD gun set	Haefely	PESD3010	H707203	L-0052	5.10
Power supply/ Amplifier/ Control unit/ Analyser Reference System	Spitzenberger&Spies	EMV E 5000/PAS1	A 4979 02/0 1112	0100-0104	5.3, 5.4
CDN	Teseq	CDN 3061-C16	1422	0105	5.7, 5.8, 5.9
Conducted immunity generator	Teseq	NSG3060	1497	0106	5.7, 5.8, 5.9
dual variac	Teseq	VAR 3005-D16	1999	0110	5.9
Antenna	Teseq	CBL6144	35349	0115	5.2, 5.6
power meter	Teseq	PMU6006	73368	0123	5.6
Field strength sensor	Narda (PMM)	EP601	501WX2045 6	0124	5.6
software	Teseq	Compliance 5 E/I v5.26.4	517- 2881623-74 and 517- 2846725-70	0125	5.1, 5.2, 5.5, 5.6
Compact immunity test system	Teseq	NSG4070-75	35059	0126	5.5
attenuator	Teseq	ATN6075	33644	0127	5.5
V-network 4-line	Teseq	NNB52	27384	0134	5.1
ISN	Teseq	ISN T8	30901	0136	5.1
EMI receiver	Schaffner	SMR4503	81	0138	5.1, 5.2
Environmental monitor	Kimo	AQ200	12115072	0144	all
HCP					5.10
VCP					5.10
Semi anechoic chamber + antenna mast + controller	Comtest	3m		0305 + 306+ 307	5.2, 5.6
FU absorbers + ferrite tiles	DMAS HT45 + Comtest CAT-6			0308 + 309	5.6
CDN	Teseq	CDN M316S	33964	0128-2	5.5
Amplifier	Teseq	CBA 1G-150	T44175	0116	5.6
Amplifier	Teseq	CBA 3G-012	T44176	0117	5.6
Directional coupler	Bonn	BDC 0810- 40/500	129058-02	0121	5.6
Directional coupler	Bonn	BDC 0842- 40/200	129058-01	0122	5.6



## 7. Measurement uncertainty

- For test 5.1:  $U_{LAB} = U_{CISPR} = 3.4$  dB - expanded uncertainty of measurement, expressed as the standard uncertainty of measurement multiplied by the coverage factor  $k = 2$ , which for normal distribution corresponds to a coverage probability of approximately 95 %. Measurement uncertainty calculation is carried out according to EN 55016-4-2:2011 + A1:2014.
- For test 5.2: 4.9 dB (HOR 30 MHz – 300 MHz), 5 dB (VER 30 MHz – 300 MHz), 5.2 dB (HOR and VER 300 MHz – 2700 MHz) - Expanded uncertainty of measurement, expressed as the standard uncertainty of measurement multiplied by the coverage factor  $k = 2$ , which for normal distribution corresponds to a coverage probability of approximately 95 %. Measurement uncertainty is according to EN 55016-4-2:2004.
- For test 5.3: 2,8654% - expanded uncertainty of measurement, expressed as the standard uncertainty of measurement multiplied by the coverage factor  $k = 2$ , which for normal distribution corresponds to a coverage probability of approximately 95 %.
- For test 5.4: 2.87 % (d), 4.23 % (Pst) - expanded uncertainty of measurement, expressed as the standard uncertainty of measurement multiplied by the coverage factor  $k = 2$ , which for normal distribution corresponds to a coverage probability of approximately 95 %.

For immunity tests (5.5 - 5.10) used test equipment has been demonstrated during calibration to comply with the requirements of test standards having the calibration uncertainty taken into account.

## 8. General remarks

Date format is dd.mm.yyyy.

Decimal mark is indicated by dot (.) within the report.

## 9. Appendixes

None.

END OF THE REPORT

# The Report to the Certificate in Serbian

Idvorski laboratorije d.o.o. Beograd  
Volgina 15, 11060 Beograd

[www.idvorski.com](http://www.idvorski.com)  
[office@idvorski.com](mailto:office@idvorski.com)  
tel: +381 11 6776329



## IZVEŠTAJ SA EMC ISPITIVANJA broj

496-1

Datum izveštaja:

17.08.2018.

Datum ispitivanja:

19. – 26.07.2018.

Broj posla:

496



Naručilac:

Grigorii Grabovoi PR KONSALTING TECHNOLOGIES OF ETERNAL DEVELOPMENT, Kneza Mihaila 21A lok 113 TC Milenijum, 11102 Beograd, Srbija

Proizvođač:

Grigorii Grabovoi PR KONSALTING TECHNOLOGIES OF ETERNAL DEVELOPMENT, Kneza Mihaila 21A lok 113 TC Milenijum, 11102 Beograd, Srbija

Proizvod (EUT):

Uređaj za razvoj koncentracija večnog života PRK-1U tri-mod

Model/ser. broj:

**PRK-1U tri-mod**  
ser. broj: P160327 (prvi uzorak)  
ser. broj: P160823 (drugi uzorak)

**Nalaz ispitivanja:** (samo za metode i kriterijume iz tačke 4. ovog izveštaja)

**ZADOVOLJAVA**

Napomene:

Nema.

Ispitivanja sproveo:

LAB inženjer Andrijana Lazić

LAB inženjer Milivoje Miletić

Verifikovao:

LAB inženjer Andrijana Lazić



Odobrio:

Tehnički rukovodilac Saša Jorgovanović

Ispitivanje i rezultati ispitivanja elektromagnetske kompatibilnosti (EMC) su važeći samo za ispitivani uzorak proizvoda (EUT).

Izveštaj ne važi bez potpisa/overe. Zabranjeno umnožavanje, osim u celini.  
Izveštaj sa EMC ispitivanja bro 496-1

obrazac IL.QP.05.01/02.1  
strana 1 od 32

## 1.SADRŽAJ

0. Naslovna strana
1. Sadržaj izveštaja o ispitivanju
2. Identifikacija proizvoda
  - 2.1. Podaci
  - 2.2. Fotografije/šeme
  - 2.3. Modovi/režimi rada
  - 2.4. Pomoćna oprema
  - 2.5. Kriterijumi i performanse
  - 2.6. Napomene o proizvodu
3. Uslovi ispitivanja
4. Metode ispitivanja i skraćeni prikaz rezultata
5. Rezultati ispitivanja
  - 5.1. Ispitivanje kondukcione emisije
  - 5.2. Ispitivanje radijacione emisije
  - 5.3. Ispitivanje emisije harmonika struje
  - 5.4. Ispitivanje generisanje flikera
  - 5.5. Ispitivanje imunosti na kondukcione RF smetnje
  - 5.6. Ispitivanje imunosti na radijaciono RF polje
  - 5.7. Ispitivanje imunosti na povorke brzih impulsa (EFT-B)
  - 5.8. Ispitivanje imunosti na prenaponski impuls
  - 5.9. Ispitivanje imunosti na propade i prekide napona
  - 5.10. Ispitivanje imunosti na elektrostatičko pražnjenje (ESD)
6. Podaci o mernoj opremi
7. Merna nesigurnost
8. Opšte napomene
9. Prilozi

## 2. Identifikacija proizvoda

### 2.1. Podaci

#### Opis uređaja:

Razvoj koncentracija koje osiguravaju večni život svima sprovodi se posredstvom usmerenja pažnje na prijemnik generisanog biosignala i kontrole rezultata koncentracije. U psihologiji je poznato da što se bolje sprovodi koncentracija, utoliko se brže dostiže cilj, optimizuju se događaji. U uređaju polja koja nastaju generisnjem biosignala, elektromagnetna polja daju upravljanje za ostvarenje cilja koncentracija prema tom psihološkom faktoru po zakonu dejstva sveopštih veza. Uređaj razvija koncentraciju stvaralačkog upravljanja.

Uređaj je napravljen na osnovu dva patentirana izuma Grigori Grabovoia: „Sposobnost sprečavanja katastrofa i uređaj za njegovo ostvarenje“ i „Sistem prenosa informacija“.

U patentu „Sistem prenosa informacija“ zapisano je da, prema teoriji talasne sinteze, generisno zračenje misli može imati istovremeno dva kvantna stanja. Jedno od tih stanja se javlja na senzornom elementu predajnika signala, a drugo na prijemniku signala. To omogućava stvaranje uređaja koji osigurava večni život sa dejstvom s mišljenjem. U patentiranom izumu Grigori Grabovoia zapisano je da čovek-operator generiše informaciju u vidu zračenja misli. Tokom primene uređaja PRK-1U čovek koncentriše zračenje stvaralačke misli na sočiva koja se nalaza na gornjoj površini uređaja.

#### Tehnički podaci:

- Ulazni napon: 100-240 V, 50 Hz / 60 Hz, 0,45 A max
- Potrošnja: ne više od 12 W
- Dimenzije: 250 mm x 190 mm x 80 mm
- Težina: 1 kg

**Napomena:** ne smatra se da je EUT medicinski uređaj.

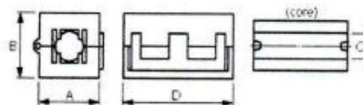
**Napomena:** dostavljena su dva uzorka. Prema zahtevu naručilaca, na **prvom uzorku** (ser. broj: **P160327**) se rade sva ispitivanja sem radijacione emisije. Na drugom uzorku (ser. broj: **P160823**), koji sadrži dodate ferite (detalji dati ispod), radi se samo ispitivanje radijacione emisije. Četri ferita stavljeni su unutar uređaja (sa trostrukim navojem), jedan je postavljen na kabl za napajanje AC/DC adaptera uz već postojeći ferit koji dolazi uz AC/DC adapter (koji je skinut kod prvog uzorka). Takođe postoji razlika i u dužini napojnih kablova kod dva uzorka. Kod prvog, dužina kabla od AC/DC adaptera do uređaja iznosi 1 m, kod drugog 1,2 m.

#### Podaci od AC/DC adapteru

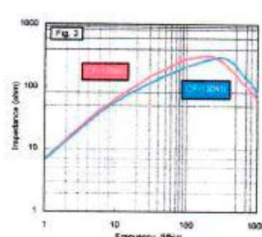
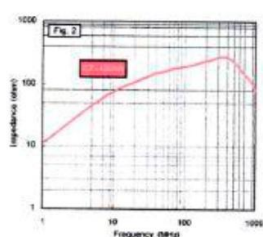
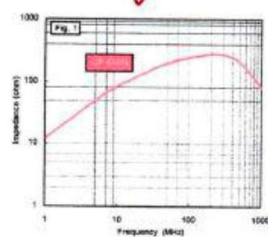
<b>Proizvođač:</b>	SHENZHEN JINHUASHENG POWER TECHNOLOGY CO. LTD.
<b>Model:</b>	RS-AB1000
<b>Zemlja porekla:</b>	Kina



## Split EMI Suppression Cores (CF Series)




Part Number	A (mm)	B (mm)	C (mm)	D (mm)	Typical Impedance (ohm)		Z-F Fig.
					25MHz	100MHz	
CF-65SN	17.8	19.5	6.5	32.5	140	240	1
CF-100SN	22.3	23.3	10.0	32.6	120	190	2
CF-130SN	29.6	30.5	13.0	33.0	125	280	3



Opis dodatih ferita na drugi uzorak (crvenim markerom obeležen je model koji je korišćen)

Proizvođač ferita: Crown Ferrite Enterprise Co., 17, Alley 14, Lane 165, Kang-Ning Rd., Sec. 3, Nei-Hu District Taipei, Taiwan



## 2.2. Fotografije/šeme



EUT (prvi uzorak), prednja strana



EUT (prvi uzorak), gornja strana



EUT (prvi uzorak), desna strana



EUT (prvi uzorak), leva strana



EUT (prvi uzorak), zadnja strana




EUT (prvi uzorak), donja strana





AC/DC adapter (prvi uzorak)




EUT (prvi uzorak), unutra





EUT (drugi uzorak), prednja strana



EUT (drugi uzorak), gornja strana




EUT (drugi uzorak), desna strana



EUT (drugi uzorak), leva strana



EUT (drugi uzorak), zadnja strana



EUT (drugi uzorak), donja strana



AC/DC adapter (drugi uzorak)



EUT (drugi uzorak), unutra

### 2.3. Modovi/režimi rada

Režim rada	Opis režima rada
Treći režim	Uređaj je priključen na gradsku distributivnu mrežu (230 V, 50 Hz) i uključuje se pritiskom na taster 1. EUT je sada u prvom režimu rada, što je neka vrsta standby režima. Pritiskom na taster 2 uključuje se LED svetiljka. Ovo je drugi režim rada. Uređaj se u treći režim rada pušta tako što se uređaj isključuje na taster 1, dok je taster 2 ostao u položaju za uključivanje drugog režima, a zatim se tasterom 1 uređaj ponovo uključuje. LED svetiljka daje sada pulsirajuće svetlo. Uređaj je sada u trećem režimu rada.

Izveštaj ne važi bez potpisa/overe. Zabranjeno umnožavanje, osim u celini.  
Izveštaj sa EMC ispitivanja bro 496-1

obrazac IL.QP.05.01/02.1  
strana 9 od 32

## 2.4. Pomoćna oprema

Nema.

## 2.5. Kriterijumi i performanse

### 2.5.1. Kriterijumi za emisiju

Kondukcionalna RF emisija od 150 kHz – 30 MHz: Zahtevane granice su prema zahtevu klijenta i u skladu sa tabelom 1, klauzule 4.1.1.3, standarda SRPS EN 55014-1:2010+A1:2010+A2:2012.

Radijaciona RF emisija od 30 MHz – 1 GHz: Zahtevane granice su prema zahtevu klijenta i u skladu sa tabelom 4, klauzule 4.1.3, standarda SRPS EN 55014-1:2010+A1:2010+A2:2012.

Ispitivanje emisije harmonika struje: Zahtevane granice su prema zahtevu klijenta i u skladu sa tabelom 1 za opremu klase A iz aneksa A standarda SRPS EN 61000-3-2:2014.

Ispitivanje generisanja flikera: Zahtevane granice su prema zahtevu klijenta i u skladu sa tačkom 5 standarda SRPS EN 61000-3-3:2014.

### 2.5.2. Kriterijumi za imunost

Kriterijumi prihvatanja za ispitivanje imunosti:		
<p><i>Kriterijum A - U toku ispitivanja uređaj mora da nastavi da radi kao što je predviđeno. Kada se uređaj koristi kao što je predviđeno, nije dozvoljeno da dođe do pogoršanja performanse ili gubitka funkcije (ili dozvoljenog pogoršanja performanse) ispod nivoa koji je njegov proizvođač specificirao. Ako proizvođač nije specificirao najmanji nivo ili dozvoljeni gubitak performanse, tada bilo koja od ovih karakteristika može da bude izvedena iz opisa proizvoda i dokumentacije, kao i iz onoga što korisnik može realno da očekuje od uređaja ako se koriste kao što je predviđeno.</i></p> <p><i>Kriterijum B - Nakon ispitivanja uređaj mora da nastavi da radi kao što je predviđeno. Kada se uređaj koristi kao što je predviđeno, nije dozvoljeno da dođe do pogoršanja performanse ili gubitka funkcije (ili dozvoljenog pogoršanja performanse) ispod nivoa koji je njegov proizvođač specificirao. Međutim, u toku ispitivanja dozvoljeno je pogoršanje performanse, ali nije dozvoljena nikakva promena stvarnog radnog stanja ili uskladištenih podataka. Ako proizvođač nije specificirao najmanji nivo ili dozvoljeni gubitak performanse, tada bilo koja od ovih karakteristika može da bude izvedena iz opisa proizvoda i dokumentacije, kao i iz onoga što korisnik može realno da očekuje od uređaja ako se koriste kao što je predviđeno.</i></p> <p><i>Kriterijum C - Dozvoljen je privremeni gubitak funkcije, pod uslovom da se funkcija može sama ponovo uspostaviti ili se može ponovo uspostaviti pomoću komandi ili bilo kojom drugom operacijom specificiranom u uputstvu za upotrebu.</i></p>		
Kriterijum	Opis performansi normalnog režima rada ili poremećaja	Mod rada
A	Smetnje ne smeju uticati na rad uređaja ni na koji način. Nije dozvoljen restart, promena režima rada ili promena intenziteta ili učestanosti ponavljanja pulsirajuće svetlosti, što se neprestano vizualno prati.	Treći režim
B	Smetnje ne smeju izazvati restart uređaja ili da izazovu promenu režima rada, ali smeju privremeno (reda par sekundi) da utiču na rad uređaja, npr. promenom intenziteta ili učestanosti ponavljanja pulsirajuće svetlosti. Nije dozvoljena intervencija čoveka da otkloni bilo kakve trajne posledice koje su smetnje eventualno izazvale.	Treći režim
C	Smetnje smeju da izazovu restart, promene režim rada uređaja, ili utiču na njegov rad na bilo koji način pod uslovom da, ukoliko ima trajnih posledica, se mogu otkloniti intervencijom čoveka.	Treći režim

## 2.6. Napomene o proizvodu

Nema.

## 3. Uslovi ispitivanja

Temperatura: 20,5 - 23,7 °C  
Relativna vlažnost vazduha: 42 – 49,8 %  
Atmosferski pritisak: 989 - 995 hPa

Izveštaj ne važi bez potpisa/overe. Zabranjeno umnožavanje, osim u celini.  
Izveštaj sa EMC ispitivanja bro 496-1

obrazac IL.QP.05.01/02.1  
strana 10 od 32

#### 4. Metode ispitivanja i skraćeni prikaz rezultata

Uređaj se ispituje u laboratoriji.

Uređaj se ispituje kao oprema koja stoji na stolu.

Uređaj se ispituje kao oprema kategorije II iz tačke 7.2.2 standarda SRPS EN 55014-2:2015.

Prema kriterijumima navedenim u tački 2.5 ovog izveštaja i test planu po zahtevu naručioca:

METODA / STANDARD	PORT	TEST NIVO (STANDARD)	MOD RADA	ZAHTEVANI KRITERIJUM	REZULTAT
<b>Ispitivanje kondukcione emisije</b> SRPS EN 55014-1: 2010 + A1:2010 +A2:2012	AC napojni port	<b>SRPS EN 55014-1: 2010 + A1:2010 +A2:2012</b> <b>Tabela 1, tačka 4.1.1.3</b> 150 kHz – 30 MHz Primena LISN-a	Treći režim	/	<b>ZADOVOLJAVA</b>
<b>Ispitivanje radijacione emisije</b> Referenciran SRPS EN 55022:2010 Primenjen SRPS EN 55022:2011+AC:2012 <sup>(1)</sup>	Kućište	<b>SRPS EN 55014-1: 2010 + A1:2010 +A2:2012</b> <b>Tabela 3, tačka 4.1.3</b> 30 MHz – 1 GHz Merenje smetnji sa rastojanja od 3 m u SAC	Treći režim	/	<b>ZADOVOLJAVA</b>
<b>Ispitivanje emisije harmonika struje</b> SRPS EN 61000-3-2:2014	AC napojni port	<b>SRPS EN 61000-3-2:2014</b> <b>Klasa A, tabela 1</b> Tip testa: fluctuating harmonics 2,5 min Napon: 230 V, 50 Hz Time window: 200 ms	Treći režim	/	<b>ZADOVOLJAVA</b>
<b>Ispitivanje generisanje flikera</b> SRPS EN 61000-3-3:2014	AC napojni port	<b>SRPS EN 61000-3-3:2014</b> <b>Klasa 5</b> Napon: 230 V, 50 Hz Period posmatranja: 10 min Broj posmatranja: 1	Treći režim	/	<b>ZADOVOLJAVA</b>
<b>Ispitivanje imunosti na kondukcione RF smetnje</b> SRPS EN 61000-4-6: 2014	AC napojni port	<b>SRPS EN 55014-2: 2015</b> <b>Tačka 5.3</b> 3 V, AM 80 %, 1 kHz 1 s dwell time Primena smetnji preko CDN M216	Treći režim	A	<b>ZADOVOLJAVA</b>
<b>Ispitivanje imunosti na radijaciono RF polje</b> SRPS EN 61000-4-3:2008+A1:2009+A2:2012	Kućište	<b>SRPS EN 55014-2:2015</b> <b>Tačka 5.5</b> 3 V/m, AM 80 %, 1 kHz 1 s dwell time 80 MHz – 1000 MHz Testirano u SAC UFA: 1,5 m x 1,5 m, 2,3 m od antene	Treći režim	A	<b>ZADOVOLJAVA</b>



<b>Ispitivanje imunosti na povorke brzih impulsa (EFT-B)</b> SRPS EN 61000-4-4:2013	AC napojni port	<b>SRPS EN 55014-2:2015</b> <b>Tačka 5.2</b> Testirano u laboratoriji CDN, zajednički mod $\pm 1$ kV (peak), 5/50 Tr/Th ns, Repetition frequency: 5 kHz Trajanje: 120 s po polaritetu	Treći režim	B	<b>ZADOVOLJAVA</b>
<b>Ispitivanje imunosti na prenaponske impulse</b> SRPS EN 61000-4-5:2014	AC napojni port	<b>SRPS EN 55014-2:2015</b> <b>Tačka 5.6</b> 1,2/50 (8/20) Tr/Th $\mu$ S $\pm 1$ kV phase line to neutral line 5 positive and 5 negative pulses Pause: 60 s Generator impedance: 2 $\Omega$ Phase angle: 90 deg for positive, 270 deg for negative pulses Impulsi se primenju preko CDN-a	Treći režim	B	<b>ZADOVOLJAVA</b>
<b>Ispitivanje imunosti na elektrostatičko pražnjenje (ESD)</b> SRPS EN 61000-4-2:2009	Kućište	<b>SRPS EN 55014-2:2015</b> <b>Tačka 5.1</b> Oprema koja stoji na stolu 4 kV (Kontaktno pražnjenje) no HCP, VCP, šrafovi, metalni delovi kućišta, metalne pločice 8 kV (Vazdušno pražnjenje) tasteri, plastično kućište, ventilacioni otvori, ac/dc adapter No post-installation test	Treći režim	B	<b>ZADOVOLJAVA</b>
<b>Ispitivanje imunosti na propade i prekide napona</b> SRPS EN 61000-4-11:2008	AC napojni port	<b>SRPS EN 55014-2:2015</b> <b>Tačka 5.7</b> Napajanje: 230 V, 50 Hz Changes of supply voltage occur at zero crossings of the voltage Broj primena: 3 Pauza između primena: 10 s Propad napona na: 70%/40%/0% za 25/10/0.5 perioda	Treći režim	C	<b>ZADOVOLJAVA</b>

(1) Referencirana test metoda prema SRPS EN 55014-1:2010+A1:2010+A2:2012 u prilogu ZA. Laboratorija primenjuje standard koji u sklopu obima akreditacije, a dva standarda su prethodno upoređena i utvrđeno je da ne postoji značajna razlika koja se odnosi na testove.

## 5. Rezultati ispitivanja

### 5.1. Ispitivanje kondukcijske emisije

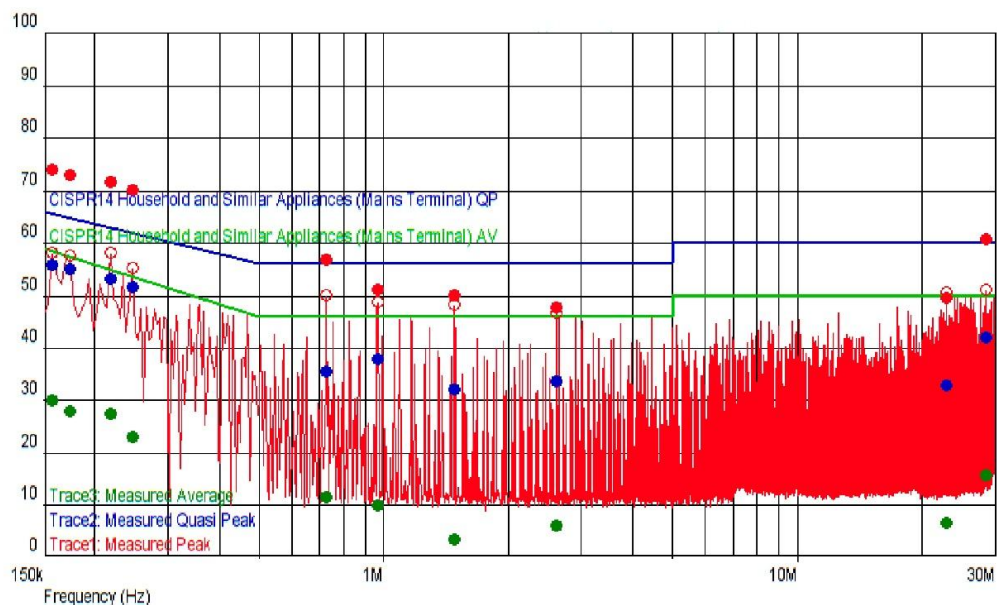
Datum: 19.07.2018.  
Test standard: SRPS EN 55014-1:2010 + A1:2010 + A2:2012  
Testirala: Andrijana Lazić

#### 5.1.1. Setup (ispitna postavka)



Port koji se ispituje:	AC napojni port
Napon AC napojnog porta:	223 V, 50 Hz
Opseg učestanosti:	150 kHz – 30 MHz
Prescan dwell time:	10 ms
Prescan detektor:	Peak
Korak po učestanosti:	4 kHz
Trajanje finalnog merenja:	15 s
EUT mod rada:	Treći režim

### 5.1.2. Rezultati



f [MHz]	Pk level [dBuV]	QP level [dBuV]	QP limit [dBuV]	QP margin [dB]	Av level [dBuV]	Av limit [dBuV]	Av margin [dB]	LINE
0,158	73,825	55,54	65,568	-10,03	29,765	58,439	-28,674	N
0,174	72,768	54,78	64,767	-9,99	27,848	57,397	-29,549	L1
0,218	71,444	52,9	62,895	-9,99	27,114	54,963	-27,849	L1
0,246	69,809	51,55	61,891	-10,34	22,739	53,658	-30,919	L1
0,726	56,769	35,36	56	-20,64	11,259	46	-34,741	L1
0,966	50,799	37,56	56	-18,44	9,689	46	-36,311	L1
1,482	49,945	32,01	56	-23,99	3,355	46	-42,645	N
2,614	47,5	33,34	56	-22,66	5,74	46	-40,26	L1
22,91	49,395	32,79	60	-27,21	6,445	50	-43,555	L1
28,498	60,608	41,76	60	-18,24	15,458	50	-34,542	L1

Rezultat ispitivanja: **ZADOVOLJAVA**

### 5.1.3. Devijacije

Nema.


### 5.1.4. Komentari

Nema.

## 5.2. Ispitivanje radijacione emisije


Datum: 26.07.2018.  
Test standard: SRPS EN 55022:2011+AC:2012  
Testirao: Milivoje Miletić

### 5.2.1. Setup (ispitna postavka)



Prednja strana





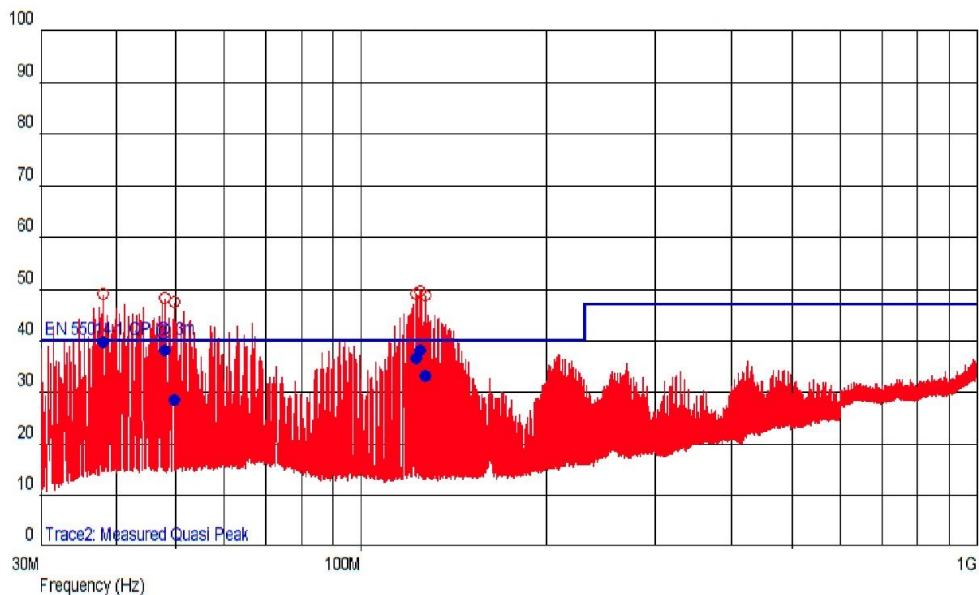
Zadnja strana

Test lokacija: semi-anehoična komora  
Udaljenost EUT-a od antene: 3 m  
Azimut: 0° (vidi sliku)  
Režim rada: Treći režim

Limiti:

Frekvencijski opseg [MHz]	Kvazi-vršna vrednost [dB(μV/m)]
30 – 230	40
230 – 1000	47

### 5.2.2. Rezultati



Lista odabranih smetnji:

Frekvencija [MHz]	Nivo [dBuV/m]	QP limit [dBuV/m]	Margina [dB]	Polarizacija	Azimet [deg]	Visina antene [m]
38,000800	39,36	40	-0,64		12	1,06
48,040850	37,94	40	-2,06		261	1,06
49,719025	28,36	40	-11,64		181	3,7
122,599650	36,37	40	-3,63		156	1,95
124,599925	37,96	40	-2,04		162	1,61
127,319750	32,91	40	-7,09		95	2,62

Rezultat ispitivanja: **ZADOVOLJAVA**

### 5.2.3. Devijacije

Nema.

### 5.2.4. Komentari

Ovi rezultati važe samo uz korišćenje ferita opisanih u tački 2.1.

### 5.3. Ispitivanje emisije harmonika struje

Datum: 19.07.2018.  
Test standard: SRPS EN 61000-3-2:2014  
Testirao: Milivoje Miletić

#### 5.3.1. Setup (ispitna postavka)



Parametar	Podešavanje opreme
Klasa uređaja	A
Tip testa	Fluktuirajući harmonici, 2,5 min
Test napon	230V, 50 Hz
Vremenski prozor	200 ms
Režim rada	Treći režim

### 5.3.2. Rezultati

Maximum RMS current and corresponding values in timewindow 65:

Voltage:	230.31 Vrms	THD=0.01 %	THV=0.027 V	POHV=0.009 V	PWHD=0.03 %
Current:	0.048 Arms	THD=514.60 %	THC=0.042 A	POHC=0.012 A	PWHD=1106.32 %
Power:	1.8 W	P1=1.8 W	11.1 VA		
Power factor:	0.165	CosPhi1: 0.978			

HARMONIC ANALYSIS: Test PASS  
Tobs = entire measurement; POHC: avg=0.00 A, limits=0.25 A  
Iavg=0.042 Arms

Ha	Entire measurement (2.5 min = 750 time windows)							Worst 2.5 min		Average		P A S S	F A I L
	Maximum	Window	EN61000-3-2 Class A	Margin in MaxWin	100 to 150%	150 to 200%	Ex- ceeded	100 to 150%	Ex- ceeded	Value	Ex- ceeded		
DC	-0.0048 A	372			0	0	0	n.e.	n.e.	-0.0013 A	0	X	
1	0.0083 A	453			0	0	0	n.e.	n.e.	0.0075 A	0	X	
2	0.0068 A	64	1.0800 A	-99.4 %	0	0	0	n.e.	n.e.	0.0045 A	0	X	
3	0.0180 A	86	2.3000 A	-99.2 %	0	0	0	n.e.	n.e.	0.0161 A	0	X	
4	0.0090 A	65	0.4300 A	-97.9 %	0	0	0	n.e.	n.e.	0.0062 A	0	X	
5	0.0164 A	86	1.1400 A	-98.6 %	0	0	0	n.e.	n.e.	0.0148 A	0	X	
6	0.0085 A	58	0.3000 A	-97.2 %	0	0	0	n.e.	n.e.	0.0060 A	0	X	
7	0.0143 A	86	0.7700 A	-98.1 %	0	0	0	n.e.	n.e.	0.0129 A	0	X	
8	0.0079 A	58	0.2300 A	-96.6 %	0	0	0	n.e.	n.e.	0.0057 A	0	X	
9	0.0119 A	93	0.4000 A	-97.0 %	0	0	0	n.e.	n.e.	0.0108 A	0	X	
10	0.0071 A	58	0.1840 A	-96.1 %	0	0	0	n.e.	n.e.	0.0053 A	0	X	
11	0.0095 A	93	0.3300 A	-97.1 %	0	0	0	n.e.	n.e.	0.0086 A	0	X	
12	0.0063 A	51	0.1533 A	-95.9 %	0	0	0	n.e.	n.e.	0.0048 A	0	X	
13	0.0073 A	93	0.2100 A	-96.5 %	0	0	0	n.e.	n.e.	0.0066 A	0	X	
14	0.0057 A	51	0.1314 A	-95.7 %	0	0	0	n.e.	n.e.	0.0044 A	0	X	
15	0.0057 A	86	0.1500 A	-96.2 %	0	0	0	n.e.	n.e.	0.0051 A	0	X	
16	0.0051 A	51	0.1150 A	-95.6 %	0	0	0	n.e.	n.e.	0.0039 A	0	X	
17	0.0050 A	86	0.1324 A	-96.2 %	0	0	0	n.e.	n.e.	0.0043 A	0	X	
18	0.0045 A	72	0.1022 A	-95.6 %	0	0	0	n.e.	n.e.	0.0034 A	0	X	
19	0.0049 A	86	0.1184 A	-95.9 %	0	0	0	n.e.	n.e.	0.0040 A	0	X	
20	0.0041 A	72	0.0920 A	-95.5 %	0	0	0	n.e.	n.e.	0.0031 A	0	X	
21	0.0049 A	65	0.1071 A	-95.5 %	0	0	0	n.e.	n.e.	0.0040 A	0	X	
22	0.0038 A	72	0.0836 A	-95.4 %	0	0	0	n.e.	n.e.	0.0028 A	0	X	
23	0.0048 A	65	0.0978 A	-95.1 %	0	0	0	n.e.	n.e.	0.0040 A	0	X	
24	0.0036 A	72	0.0767 A	-95.3 %	0	0	0	n.e.	n.e.	0.0027 A	0	X	
25	0.0045 A	65	0.0900 A	-94.9 %	0	0	0	n.e.	n.e.	0.0038 A	0	X	
26	0.0034 A	72	0.0708 A	-95.2 %	0	0	0	n.e.	n.e.	0.0026 A	0	X	
27	0.0041 A	35	0.0833 A	-95.0 %	0	0	0	n.e.	n.e.	0.0035 A	0	X	
28	0.0032 A	179	0.0657 A	-95.1 %	0	0	0	n.e.	n.e.	0.0025 A	0	X	
29	0.0037 A	35	0.0776 A	-95.2 %	0	0	0	n.e.	n.e.	0.0032 A	0	X	
30	0.0031 A	179	0.0613 A	-94.9 %	0	0	0	n.e.	n.e.	0.0024 A	0	X	
31	0.0034 A	35	0.0726 A	-95.3 %	0	0	0	n.e.	n.e.	0.0029 A	0	X	
32	0.0029 A	179	0.0575 A	-94.9 %	0	0	0	n.e.	n.e.	0.0023 A	0	X	
33	0.0032 A	35	0.0682 A	-95.3 %	0	0	0	n.e.	n.e.	0.0028 A	0	X	
34	0.0027 A	179	0.0541 A	-94.9 %	0	0	0	n.e.	n.e.	0.0022 A	0	X	
35	0.0030 A	35	0.0643 A	-95.3 %	0	0	0	n.e.	n.e.	0.0027 A	0	X	
36	0.0025 A	179	0.0511 A	-95.1 %	0	0	0	n.e.	n.e.	0.0020 A	0	X	
37	0.0029 A	86	0.0608 A	-95.2 %	0	0	0	n.e.	n.e.	0.0026 A	0	X	
38	0.0024 A	79	0.0484 A	-95.1 %	0	0	0	n.e.	n.e.	0.0019 A	0	X	
39	0.0028 A	35	0.0577 A	-95.1 %	0	0	0	n.e.	n.e.	0.0024 A	0	X	
40	0.0022 A	79	0.0460 A	-95.2 %	0	0	0	n.e.	n.e.	0.0018 A	0	X	

average value < 0.6 % of Iavg or < 5 mA n.e. = not evaluated

Rezultat ispitivanja: **ZADOVOLJAVA**

5.3.3. Devijacije  
Nema.

5.3.4. Komentari  
Nema.

Izveštaj ne važi bez potpisa/overe. Zabranjeno umnožavanje, osim u celini.  
Izveštaj sa EMC ispitivanja bro 496-1

obrazac IL.QP.05.01/02.1  
strana 19 od 32



#### 5.4. Ispitivanje generisanje flikera

Datum: 19.07.2018.  
Test standard: SRPS EN 61000-3-3:2014  
Testirao: Milivoje Miletić

##### 5.4.1. Setup (ispitna postavka)



Parametar	Podešavanja
Test napon	230 V, 50 Hz
Broj posmatranja	1
Period posmatranja	10 min
Režim rada	Treći režim

#### 5.4.2.Rezultati

##### FLICKER: Test PASS!

Time	Pmax	Pst	Sliding Plt	d(t)>3.30% [s]	dmax [%]	dc [%]	PASS	FAIL
12:05:28	0.001	0.0210	- . - - -	0.000	+0.000	- . - - -	X	
Limits:		1.000	0.650	0.500	4.000	3.300		
Plt: 0.009173 (calculated over 12 periods)							X	
Evaluated: PST, PLT, Sliding PLT, dc, dmax, d(t)								

##### FLICKER: Source test PASS!

Time	Pmax	Pst	Sliding Plt	d(t)>3.30% [s]	dmax [%]	dc [%]	PASS	FAIL
12:05:28	0.000	0.0040	- . - - -	0.000	+0.000	- . - - -	X	
Plt: 0.001747 (calculated over 12 periods)								
Evaluated: PST <= 0.4 dmax < 20 % dmax1								

Rezultat ispitivanja: **ZADOVOLJAVA**

#### 5.4.3.Devijacije

Nema.


#### 5.4.4.Komentari

Nema.

#### 5.5. Ispitivanje imunosti na kondukcione RF smetnje

Datum: 24.07.2018.  
Test standard: SRPS EN 61000-4-6:2014  
Testirao: Milivoje Miletić

##### 5.5.1. Setup (ispitna postavka)



Frekvencijski opseg: 150 kHz – 80 MHz  
Test nivo: 3 V  
Modulacija: 80 % AM, sinusoidalna 1 kHz  
Korak učestanosti: 1 % sa vremenom zadržavanja 1 s  
Port koji se ispituje: AC napojni port primenon CDN-a M216  
Radni režim EUT-a: Treći režim

##### 5.5.2. Rezultati

A – Za vreme i nakon ispitivanja uređaj radi kako je predviđeno i nisu primećene promene u njegovom radu.

Zahtevani kriterijum: A

Rezultat ispitivanja: **ZADOVOLJAVA**


##### 5.5.3. Devijacije Nema.

##### 5.5.4. Komentari Nema.

#### 5.6. Ispitivanje imunosti na radijaciono RF polje

Datum: 19.07.2018.  
Test standard: SRPS EN 61000-4-3:2008+A1:2009+A2:2012  
Testirala: Milivoje Miletić

##### 5.6.1. Setup (ispitna postavka)



Opseg učestanosti:	80 MHz – 1 GHz
Korak po učestanosti:	1 % prethodne učestanosti
Vreme izloženosti:	1 s
Nivo:	3 V/m
Polarizacija:	HOR i VER
Modulacija:	80 % AM; prostoperiodični signal frekvencije 1kHz
UFA:	1,5 x 1,5 m na visini od 0,8 m; na rastojanju: 2,3 m od antene
Režim rada EUT-a:	Treći režim



#### 5.6.2. Rezultati

3 V/m	80 MHz – 1 GHz HOR	80 MHz – 1 GHz VER
Napred	A	A
Pozadi	A	A
Levo	A	A
Desno	A	A

A – Za vreme i nakon ispitivanja uređaj radi kako je predviđeno i nisu primećene promene u njegovom radu.

Zahtevani kriterijum: A

Rezultat ispitivanja: **ZADOVOLJAVA**

#### 5.6.3. Devijacije

Nema.

#### 5.6.4. Komentari

Nema.

#### 5.7. Ispitivanje imunosti na povorke brzih impulsa (EFT-B)

Datum: 19.07.2018.  
Test standard: SRPS EN 61000-4-4:2013  
Testirao: Milivoje Miletić

##### 5.7.1. Setup (ispitna postavka)



Nivo:  $\pm 1$  kV  
Trajanje: 120 s po polaritetu  
Sprezanje: Preko mreže za sprezanje i rasprezanje  
Port koji se ispituje: AC napojni port  
Frekvencija: 5 kHz  
Trajanje povorke: 75 impulsa  
Perioda ponavljanja povorke: 300 ms  
Radni režim EUT-a: Treći režim

##### 5.7.2. Rezultati

Ispitivani port	Test nivo [kV]	Zahtevani kriterijum performansi	Rezultat	Komentari
AC	$\pm 1$	B	A	Bez promena u radu uređaja.

Rezultat ispitivanja: **ZADOVOLJAVA**

##### 5.7.3. Devijacije

Nema.

##### 5.7.4. Komentari

Nema.


Izveštaj ne važi bez potpisa/overe. Zabranjeno umnožavanje, osim u celini.  
Izveštaj sa EMC ispitivanja bro 496-1

obrazac IL.QP.05.01/02.1  
strana 25 od 32

#### 5.8. Ispitivanje imunosti na prenaponski impuls

Datum: 26.07.2018.  
Test standard: SRPS EN 61000-4-5:2014  
Testirala: Milivoje Miletić

##### 5.8.1. Setup (ispitna postavka)



Port koji se testira: AC napojni port  
Test nivo: 1 kV (peak) između faznog i nultog provodnika, diferencijalni mod  
Impedansa generatora:  $2 \Omega$   
Impulsni oblik:  $1,2/50 (8/20) \mu s$   
Broj impulsa: 5 POS i 5 NEG  
Pauza: 60 s  
Ugao:  $90^\circ$  za POS,  $270^\circ$  za NEG  
Režim rada EUT-a Treći režim

##### 5.8.2. Rezultati

A – Za vreme i nakon ispitivanja uređaj radi kako je predviđeno i nisu primećene promene u njegovom radu.

Zahtevani kriterijum: A

Rezultat ispitivanja: **ZADOVOLJAVA**


5.8.3. Devijacije  
Nema.

5.8.4. Komentari  
Nema.

#### 5.9. Ispitivanje imunosti na propade i prekide napona

Datum: 26.07.2018.  
Test standard: SRPS EN 61000-4-11:2008  
Testirao: Milivoje Miletić

##### 5.9.1. Setup (ispitna postavka)



Režim rada EUT-a: Treći režim  
Promene napona se primenjuju pri faznom uglu od 0°.

##### 5.9.2. Rezultati

Test	Vreme ponavljanja [s]	Trajanje testa [broj primena]	Trajanje događaja [periode]	Pad napona na [%]	Zahtevani kriterijum performansi	Rezultat	Komentar
Propadi i prekidi napona	10	3	25	70	C	A	Bez promene u radu EUT-a.
	10	3	10	40	C	A	Bez promene u radu EUT-a.
	10	3	0,5	0	C	A	Bez promene u radu EUT-a.

Zahtevani kriterijum: C

Rezultat ispitivanja: **ZADOVOLJAVA**

5.9.3. Devijacije  
Nema.

5.9.4. Komentari  
Nema.

Izveštaj ne važi bez potpisa/overe. Zabranjeno umnožavanje, osim u celini.  
Izveštaj sa EMC ispitivanja bro 496-1


obrazac IL.QP.05.01/02.1  
strana 27 od 32



#### 5.10. Ispitivanje imunosti na elektrostatičko pražnjenje (ESD)

Datum: 24.07.2018.  
Test standard: SRPS EN 61000-4-2:2009  
Testirao: Milivoje Miletić

##### 5.10.1. Setup (ispitna postavka)



##### Uslovi ispitivanja:


Temperatura: 21,3 °C  
Relativna vlažnost vazduha: 62,1 %  
Atmosferski pritisak: 993 hPa

Režim rada: Treći režim


#### 5.10.2. Rezultati

Tip pražnjenja – KONTAKTNO			
Ispitni nivo [kV]	+4	-4	NAPOMENE
Mesto pražnjenja			
Šrafovi	A	A	Bez promena u radu uređaja.
Metalni delovi kućišta (tačke kontaktnog pražnjenja 1~2, 9~10)	A	A	Bez promena u radu uređaja.
Metalne pločice (tačke kontaktnog pražnjenja 3~8)	A	A	Bez promena u radu uređaja.
HCP indirektno	A	A	Bez promena u radu uređaja.
VCP indirektno	A	A	Bez promena u radu uređaja.


Tip pražnjenja – VAZDUŠNO							
Ispitni nivo [kV]	+2	-2	+4	-4	+8	-8	NAPOMENE
Mesto pražnjenja							
Plastično kućište	A	A	A	A	A	A	Bez varnice. Bez promena u radu uređaja.
Tasteri	A	A	A	A	A	A	Bez varnice. Bez promena u radu uređaja.
Ventilaioni otvori	A	A	A	A	A	A	Bez varnice. Bez promena u radu uređaja.
AC/DC adapter	A	A	A	A	A	A	Bez varnice. Bez promena u radu uređaja.



Tačke kontaktnog pražnjenja 1~2



Tačke kontaktnog pražnjenja 3~8



Tačke kontaktnog pražnjenja 9~10

Zahtevani kriterijum: B

Rezultat ispitivanja: **ZADOVOLJAVA**

5.10.3. Devijacije

Nema.

5.10.4. Komentari

Nema.

## 6. Podaci o mernoj opremi

Za ispitivanja je korišćena sledeća merna oprema:

Type	Manufacturer	Model	Ser. No.	IN number	Za ispitivanja pod tačkom:
ESD gun set	Haefely	PESD3010	H707203	L-0052	5.10
Power supply/ Amplifier/ Control unit/ Analyser Reference System	Spitzenberger&Spies	EMV E 5000/PAS1	A 4979 02/0 1112	0100-0104	5.3, 5.4
CDN	Teseq	CDN 3061-C16	1422	0105	5.7, 5.8, 5.9
Conducted immunity generator	Teseq	NSG3060	1497	0106	5.7, 5.8, 5.9
dual variac	Teseq	VAR 3005-D16	1999	0110	5.9
Antenna	Teseq	CBL6144	35349	0115	5.2, 5.6
power meter	Teseq	PMU6006	73368	0123	5.6
Field strength sensor	Narda (PMM)	EP601	501WX2045 6	0124	5.6
software	Teseq	Compliance 5 E/I v5.26.4	517-2881623-74 and 517-2846725-70	0125	5.1, 5.2, 5.5, 5.6
Compact immunity test system	Teseq	NSG4070-75	35059	0126	5.5
attenuator	Teseq	ATN6075	33644	0127	5.5
V-network 4-line	Teseq	NNB52	27384	0134	5.1
ISN	Teseq	ISN T8	30901	0136	5.1
EMI receiver	Schaffner	SMR4503	81	0138	5.1, 5.2
Environmental monitor	Kimo	AQ200	12115072	0144	all
HCP					5.10
VCP					5.10
Semi anechoic chamber + antenna mast + controller	Comtest	3m		0305 + 306+ 307	5.2, 5.6
FU absorbers + ferrite tiles	DMAS HT45 + Comtest CAT-6			0308 + 309	5.6
CDN	Teseq	CDN M316S	33964	0128-2	5.5
Amplifier	Teseq	CBA 1G-150	T44175	0116	5.6
Amplifier	Teseq	CBA 3G-012	T44176	0117	5.6
Directional coupler	Bonn	BDC 0810-40/500	129058-02	0121	5.6
Directional coupler	Bonn	BDC 0842-40/200	129058-01	0122	5.6



## 7. Merna nesigurnost

Za test 5.1:  $U_{LAB}=U_{CISPR}=3.4$  dB - Proširena merna nesigurnost, data kao standardna merna nesigurnost pomnožena faktorom pokrivenosti  $k = 2$ , koji za normalnu distribuciju odgovara verovatnoći pokrivenosti od približno 95%. Izračunavanje je vršeno prema standardu EN 55016-4-2:2011 + A1:2014.

Za test 5.2 4,9 dB (HOR 30 MHz – 300 MHz), 5 dB (VER 30 MHz – 300 MHz), 5,2 dB (HOR and VER 300 MHz – 2700 MHz) - Proširena merna nesigurnost, data kao standardna merna nesigurnost pomnožena faktorom pokrivenosti  $k = 2$ , koji za normalnu distribuciju odgovara verovatnoći pokrivenosti od približno 95%. Izračunavanje je vršeno prema standardu EN 55016-4-2:2004.

Za test 5.3: 2,8654% - Proširena merna nesigurnost, data kao standardna merna nesigurnost pomnožena faktorom obuhvata  $k = 2$ , koji za normalnu distribuciju odgovara intervalu poverenja od približno 95%.

Za test 5.4: 2,87 % (d), 4,23 % (Pst) - Proširena merna nesigurnost, data kao standardna merna nesigurnost pomnožena faktorom obuhvata  $k = 2$ , koji za normalnu distribuciju odgovara intervalu poverenja od približno 95%.

Za testove imunosti (5.5 – 5.10) za mernu opremu koja je korišćena za testove imunosti pokazano je tokom etaloniranja da je u saglasnosti sa zahtevima test standarda, uzimajući pri tome u obzir i mernu nesigurnost.

## 8. Opšte napomene

Nema.


## 9. Prilozi

Nema.

KRAJ IZVEŠTAJA

# Certificate of the "Vinča Institute" on Compliance with the accepted standards, and the first two pages and two pages at the end of the Report to the Certificate

QZ.VS.23



## ИНСТИТУТ ЗА НУКЛЕАРНЕ НАУКЕ «ВИНЧА» Именовано тело за оцењивање усаглашености

"VINCA" Institute of Nuclear Sciences, Serbia  
Body Appointed for Conformity Assessment



На основу члана 13. Правилника о електричној опреми намењеној за употребу у оквиру одређених граница напона («Службени гласник РС» бр. 25/16) и Решења о проширењу обима именованја бр. 021-00-116/2011-08 од 01.12.2011. Министарства економије и регионалног развоја, на захтев

**„Grigorii Grabovoi“ PR, Konsalting Technologies of Eternal Development Beograd,  
Kneza Mihaila 21a, TC "Milenijum", II sprat, lokal br.113, 11000 Beograd**

издаје се

### ПОТВРДА О УСАГЛАШЕНОСТИ бр. VINCA.PU.18.AD262 CONFIRMATION OF CONFORMITY No.

Произвођач:  
Manufacturer

**„Grigorii Grabovoi“ PR, Konsalting Technologies of Eternal Development Beograd, Kneza Mihaila 21a, TC "Milenijum", II sprat, lokal br.113, 11000 Beograd, Srbija**

Производ, тип (модел):  
Product, Type (model)

**Uređaj za razvoj koncentracija večnog života  
PRK-1U tri - mod**

Карактеристике производа:  
Product characteristics

**100-240 V~ 50/60 Hz 6,5 W Class II IPX0**

Стандард:  
Standard

**SRPS EN 60335-1:2012+A11:2015+AC:2014**

Извештај о оцењивању бр.  
Assessment Report No.

**CN-PU 297/18 od 03.09.2018.**

Рок важења потврде:  
Attestation validity

**do 03.09.2023.**

На основу прегледа достављене техничке документације произвођача и декларације о усаглашености, потврђује се да наведена електрична опрема задовољава безбедносне захтеве Правилника о електричној опреми намењеној за употребу у оквиру одређених граница напона («Службени гласник РС» бр. 25/16).

On the basis of examination of the delivered manufacturer's technical documentation and declaration of conformity, it is certified hereby that the quoted electrical equipment complies with the safety provisions of Rulebook on the electrical equipment intended for use within certain voltage limits.

На основу члана 14. и Прилога 5. наведеног Правилника, на предметни тип производа наноси се српски знак усаглашености.

On the basis of Article 14 and Annex 5 of the applied Rulebook, for the present type of product Serbian mark of conformity is applicable.

Датум  
Date

Руководилац Центра за  
противексплозиону заштиту CENEx  
Manager of Center for  
Explosion Protection CENEx

03.09.2018.

Мирослав Туфегџић, дипл. физ.

Биро за сертификацију  
Извршни руководиоца  
Executive Manager of  
Certification Department

М.П.  
Seal

Др Предраг Поповић

Адреса: 11001 Београд, п.п. 522, Телефони: 011/3408-168, 011/630-8430  
e-mail: biro@vinca.rs, http://www.vinca.rs

<b>TEST REPORT</b> <b>EN 60335-1</b> <b>Household and similar electrical appliances - Safety</b> <b>Part 1: General requirements</b>	
Report Reference No.....	: TR-220818.01
Tested by (name+signature) .....	: Milivoje Savić 
Witnessed by (name+signature) ....	: N/A
Supervised by (name+signature) ...	: N/A
Approved by (name+signature).....	: Dragoslav Đorović 
Date of issue.....	: 2018-08-22
Testing Laboratory.....	: AN LAB CO d.o.o.
Address .....	: Trgovacka 79 Belgrade 11030, Serbia
Testing address.....	: AN LAB CO DOO, Avnojska 1A, 11130 Kaluđerica - Beograd, Serbia
Applicant's name.....	: GRIGORII GRABOVOI PR KONSALTING TECHNOLOGIES OF ETERNAL DEVELOPMENT BEOGRAD
Address .....	: Kneza Mihaila 21a, TC „Milenijum“, II sprat, lokal br. 113, Belgrade, Serbia
<b>Test specification:</b>	
Standard .....	: EN 60335-1:2012+A11:2014
Test procedure .....	: LVD
Procedure deviation .....	: See summary of testing
Non-standard test method.....	: N/A
Test item description .....	: <b>DEVICE OF DEVELOPMENT OF CONCENTRATIONS OF ETERNAL LIFE PRK-1U three-modes</b>
Trade Mark .....	: GRABOVOI® or GRIGORI GRABOVOI®
Manufacturer .....	: GRIGORII GRABOVOI PR KONSALTING TECHNOLOGIES OF ETERNAL DEVELOPMENT BEOGRAD
Address .....	: Kneza Mihaila 21a, TC „Milenijum“, II sprat, lokal br. 113, Belgrade, Serbia
Model/Type reference .....	: <b>PRK-1U three-modes</b>
Ratings .....	: 100-240V 50/60Hz 6,5W
<b>Copy of marking plate:</b>	
 <p>Uređaj za razvoj koncentracija vječnog života PRK-1U tri-mod The device of development of concentrations of eternal life PRK-1U is of three-modes. Model: PRK-1U three-modes. 100-240V 50/60Hz 6,5W PROIZVOĐAČ (MANUFACTURER) GRIGORII GRABOVOI PR KONSALTING TECHNOLOGIES OF ETERNAL DEVELOPMENT Address: Ul. Kneza Mihaila 21A, lok. 113, 11102 Beograd, Srbija. Web site: <a href="https://pr.grigori-grabovoi.world">https://pr.grigori-grabovoi.world</a> E-mail: <a href="mailto:grigori.grabovoi.pr@gmail.com">grigori.grabovoi.pr@gmail.com</a> Proizvedeno u Srbiji. Made in Srbija.</p> <p>   </p>	

<p><b>Summary of testing:</b></p> <p>Glow wire test and ball pressure test are not performed because the component under live voltage is approved (power supply unit).  RI and BI creepage and clearance tests are not performed because these distances are within approved power supply unit.</p> <p><b>Conclusion: Test specimen passed all performed tests.</b></p>
<p><b>Possible test case verdicts:</b></p> <ul style="list-style-type: none"> <li>- test case does not apply to the test object.....: N/A (not applicable)</li> <li>- test object does meet the requirement.....: P (Pass)</li> <li>- test object does not meet the requirement.....: F (Fail)</li> </ul>
<p><b>General remarks:</b></p> <p>The test results presented in this report relate only to the object tested.  This report shall not be reproduced, except in full, without the written approval of the Issuing testing laboratory.</p> <p>"(see Enclosure #)" refers to additional information appended to the report.  "(see appended table)" refers to a table appended to the report.</p> <p>List of test equipment must be kept on file and available for review.  Throughout this report a <u>comma</u> (point) is used as the decimal separator.  In this report requirements valid for EN only are marked with (EN).</p>
<p><b>General product information:</b></p> <p>The equipment under test (EUT) is indoor use apparatus for increasing mental concentration. The EUT incorporate two units: Power supply unit and main unit. The units are connected by nondetachable interconnection cable. The enclosures of units are made from plastics.  Power supply unit is pluggable type with provided pins. There are two switches for mode selection on the front panel of main unit. Both switches have light indicator.</p>
<p><b>Contents:</b></p> <p>Test report – 105 pages.</p>




EN 60335-1			
Cl.	Requirement – Test	Result	Verdict

Photos



EN 60335-1			
Cl.	Requirement - Test	Result	Verdict



End of Test Report



